

325

HYDRAULIC EXCAVATOR



Engine Power
Operating Weight

128.5 kW (172 hp)
22 500 kg (49,604 lb)–28 800 kg (63,493 lb)

Cat® C4.4 Engine meets U.S. EPA Tier 4 Final, EU Stage V, Japan 2014, and Korea Tier 4 Final emission standards with an aftertreatment system that requires no operator input or downtime.



NEXT GENERATION EXCAVATORS

Cat® Next Generation Excavators offer you more choices than ever for your business.

- + MORE MODEL OPTIONS
- + MORE STANDARD TECHNOLOGIES
- + MORE PRICE POINTS

Ready to help you make your business stronger, Cat Next Generation Excavators give you new ways to get the most work done at the lowest cost – so you put more money in your pocket.



THE CAT® 325

COMPACT RADIUS DESIGN

The **CAT 325** brings premium performance in a compact radius design. Get the industry's highest level of standard factory technology and a cab made for operator comfort. Lower fuel and maintenance costs help make your operation more productive and profitable.

An optional blade allows for faster jobsite cleaning and leveling. Float and stabilizer functionality added for increased versatility and lifting performance.



REDUCE FUEL CONSUMPTION UP TO 25%²

A precise combination of lower engine speed and a large hydraulic pump delivers top performance while burning less fuel.

INCREASED PERFORMANCE

Up to 45%¹ productivity increase with standard technology. NEW heavy counterweight with up to 19% more lift. NEW blade with float and stabilizer function for versatility and lifting performance.

LOWER MAINTENANCE COSTS UP TO 25%³

Extended and more synchronized maintenance intervals increase uptime and reduce costs compared to the 325F.

¹ Operator efficiency gains compared to traditional grading methods.

² Compared to the 325F.

³ Cost reduction based on 12,000 hours of operation.



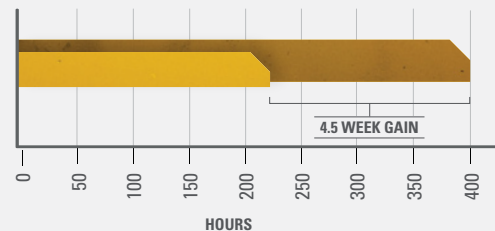
STANDARD CAT TECHNOLOGY

GETS JOBS DONE FASTER WITH LESS REWORK

Onboard Cat Technology gives you the edge. Operators of all experience levels will dig, load and grade with more confidence, speed, and accuracy. The result? Better productivity and lower costs.

WHAT WOULD YOU DO WITH 4.5 MORE WEEKS?

45% GAIN WITH TECHNOLOGY
means same amount of work done faster



- PREVIOUS YEAR:**
 - USING TRADITIONAL GRADING METHODS
400 hours/year, grading with stakes and checkers
- CURRENT YEAR:**
 - USING CAT TECHNOLOGY
220 hours/year, with standard Cat Grade



INCREASE EFFICIENCY UP TO 45% WITH CAT TECHNOLOGY

STANDARD, SIMPLE-TO-USE TECHNOLOGIES INCLUDE:



CAT GRADE WITH 2D

Cat Grade with 2D helps operators reach grade faster. Operators cut and fill to exact specifications without overcutting. You can program up to four of your most commonly used target depth and slope offsets so you can get to grade with ease – a real time saver on the jobsite. Best of all, no grade checkers are needed so the work area is safer.



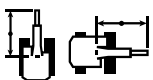
CAT GRADE WITH ASSIST

Automated boom, stick, and bucket movements deliver more accurate cuts with less effort. The operator simply sets the depth and slope in the monitor and activates single-lever digging.



CAT PAYLOAD

With bucket or grapple, Cat Payload technology delivers precise load targets with on-the-go weighing, which helps prevent over/underloading and maximizes efficiency. Automated tracking helps manage production and lower cost. You can even take payload data with you. The monitor's USB port lets you download your results from one shift all the way up to 30 days of work so can manage your progress without needing an internet connection or VisionLink® subscription.



LIFT ASSIST

Lift Assist quickly calculates the actual load you are lifting and compares it to the rated load the excavator is capable of handling. Visual and auditory alerts tell you if you are within safe working range or need to take action to avoid tipping.

AVAILABLE OPTIONAL UPGRADES

Cat Grade with Advanced 2D and Cat Grade with 3D increase productivity and expand grading capabilities. Grade with Advanced 2D adds in-field design capabilities through an additional 254 mm (10 in) high-resolution touchscreen monitor. Grade with 3D adds GPS and GLONASS positioning for pinpoint accuracy. All Cat Grade systems are compatible with radios and base stations from Trimble, Topcon, and Leica. Already invested in grade infrastructure? You can install grade systems from Trimble, Topcon, and Leica onto the machine.

CAT EQUIPMENT MANAGEMENT TECHNOLOGY TAKES THE GUESSWORK OUT OF MANAGING YOUR EQUIPMENT

Cat Equipment Management telematics technology helps take the complexity out of managing your jobsites – by gathering data generated by your equipment, materials, and people and serving it up to you in customizable formats.



PRODUCT LINK™

Product Link™ collects data automatically and accurately from your assets – any type and any brand. Information such as location, hours, fuel usage, productivity, idle time, maintenance alerts, diagnostic codes, and machine health can be viewed online through web and mobile applications.



VISIONLINK®

Access information anytime, anywhere with VisionLink – and use it to make informed decisions that boost productivity, lower costs, simplify maintenance, and improve safety and security on your jobsite. With different subscription level options, your Cat dealer can help you configure exactly what you need to connect your fleet and manage your business without paying for extras you don't want. Subscriptions are available with cellular or satellite reporting (or both).



Remote Services is a suite of technologies that improve your jobsite efficiency.

Remote Troubleshoot allows your Cat dealer to perform diagnostic testing on your connected machine remotely, pinpointing potential issues while the machine is in operation. Remote Troubleshoot ensures the technician arrives with the correct parts and tools the first time, eliminating additional trips to save you time and money.

Remote Flash updates on-board software without a technician being present, potentially reducing update time by as much as 50%. You can initiate the update when convenient, increasing your overall operating efficiency.

The **Cat App** helps you manage your assets – at any time – right from your smartphone. You can see your fleet location, hours, and other information you need to see. You will get critical alerts for required maintenance, and you can even request service from your local Cat dealer.

CAB TAKES THE HARD OUT OF WORK

Sites where excavators typically work are rugged and challenging. That's why it's important that the 325 cab protects the operator as much as possible from the fatigue, stresses, sounds, and temperatures of the job.



SEAT AND JOYSTICK CONSOLE REDUCE FATIGUE

Comfort and efficiency of movement keep operators productive and alert all shift long. The standard seat is wide and adjustable for operators of virtually any size. Choose between Comfort, Deluxe and Premium cabs – all with automatic climate control.



TOUCHSCREEN MONITOR

Most machine settings can be controlled through the high-resolution 254 mm (10 in) touchscreen monitor. It offers 42 languages and is easy to reach from the seat – no twisting or turning.



SMART SETTINGS

Smart Mode automatically adjusts power to meet work demand with maximum fuel efficiency. Auto Dig Boost increases power by up to 8% for better bucket penetration, shorter cycle times, and greater payloads. Auto Heavy Lift increases power by 8% exactly when you need it for as long as you need it.



CUSTOMIZABLE JOYSTICKS

Personalize joystick pattern and response through the monitor; use Operator ID to save and restore those settings at login. Make moving the excavator much easier with Cat Stick Steer. Simply push a button and use one hand to travel and turn instead of both hands or feet on levers or pedals.



KEYLESS PUSH START

The 325 uses a keyless push-button engine start. This adds security for the machine by using Operator ID codes to limit and track machine access. Codes can be entered manually via an optional Bluetooth® key fob.



**A QUIET, SAFE WORKSPACE
BUILDS OPERATOR CONFIDENCE**

ISO-CERTIFIED ROPS CAB

The ISO-certified ROPS cab is sound suppressed and sealed. The windows and lower front profile of the machine give outstanding visibility to the work area without the strain of constantly leaning forward.

ALL-AROUND VISIBILITY

Standard rearview and right-hand-sideview cameras help keep operators aware of their surroundings at all times. An optional 360° Visibility feature is also available.

EASY ACCESS, CONNECTIVITY AND STORAGE

Convenience features include Bluetooth integrated radio, USB ports for charging and phone connectivity, 12V DC outlets and AUX port, storage in rear, overhead and console compartments, and cup and bottle holders.



SAFETY FEATURES

LOOK AFTER YOUR PEOPLE AND YOUR EQUIPMENT

Daily maintenance checks can be performed with 100% of the points accessible from ground level, making maintenance faster, easier, and safer. Checkpoints include the engine oil dipstick, fuel water separator, fuel tank water and sediment drains, and cooling system coolant level check.

LIFT ASSIST

Lift Assist helps you avoid tipping. With visual and auditory alerts, you'll know if your load is within the excavator's safe working range limits.

STAY SAFE EVERY DAY


FACT:

#1 cause of construction accidents: **FALLS***

49% OF FALLS RESULT IN SERIOUS INJURY

30% OF FALLS RESULT IN DEATH

FALLS



325

100% GROUND-LEVEL MAINTENANCE HELPS PREVENT FALLS

*<https://www.ncbi.nlm.nih.gov/pmc/articles/PMC4962179/>

COMPACT RADIUS

SIZED RIGHT FOR TIGHT QUARTERS WORK



WORK WITH CONFIDENCE

The 325's compact radius design makes it ideal for working in space-restricted areas like road jobs with lane closures and next to buildings or other structures you'd like to keep out of harm's way.

The 325 gives you maximum full upper frame turning radius, while providing solid lifting performance. The reduced full body 360 degree turning radius makes it ideally suited to work in tight areas, including a single traffic lane.

WORK WITH POWER

Unlike a standard radius machine, the 325's boom cylinders are positioned in a way that maximizes lifting performance and short turning radius.





LOWER MAINTENANCE COSTS UP TO 25%

With extended and more synchronized maintenance intervals, you get more done at a lower cost compared to the 325F. Consolidated filter locations make service faster. Hydraulic, air, and fuel tank filters have increased capacity and longer life.

KEY MAINTENANCE COST REDUCTIONS INCLUDE:

- + Consolidated filter locations to reduce service time.
- + Oil and fuel filters with extended maintenance intervals.
- + Advanced air filter with double the dust holding capacity of the previous filter.



INCREASE YOUR PRODUCTIVITY AND PROFIT WITH CAT ATTACHMENTS

You can easily expand the performance of your machine by utilizing any of the variety of Cat Attachments. Each Cat Attachment is designed to fit the weight and horsepower of Cat Excavators for improved performance, safety, and stability.

BUCKETS



GRAPPLES



HYDRAULIC HAMMERS




AUTO HAMMER STOP

Turn on through the monitor and the hammer will automatically stop after 30 seconds of continuous firing, preventing both tool and excavator from overworking.

ATTACHMENT TRACKING MADE EASY

The Cat PL161 Attachment Locator is a Bluetooth device that makes finding your attachments and other gear quick and easy. The excavator's onboard Bluetooth reader or Cat App on your phone will locate the device automatically.



Save more time and energy with the available work tool recognition feature. A simple shake of the attached tool confirms its identity; it also ensures all the attachment settings are correct so you can get to work quickly and efficiently.


MULTI-PROCESSORS



QUICK COUPLERS



RAKES



RIPPERS



SECONDARY PULVERIZERS



SHEARS



THUMBS



VIBRATORY PLATE COMPACTORS



TILTROTATOR



TECHNICAL SPECIFICATIONS

See cat.com for complete specifications.

ENGINE	
Engine Model	Cat C4.4
Engine Power – ISO 14396	129.4 kW 174 hp
Engine Power – ISO 9249	128.5 kW 172 hp
Bore	105 mm 4 in
Stroke	127 mm 5 in
Displacement	4.40 L 269 in ³
Net Power is tested per ISO 9259. Standards in effect at the time of manufacture.	
Net power advertised is the power available at the flywheel when the engine is equipped with fan, air intake system, exhaust system and alternator.	
Rated speed at 2,200 rpm.	
HYDRAULIC SYSTEM	
Main System – Maximum Flow – Implement	429 L/min (× 2 pumps) 113 gal/min (× 2 pumps)
Maximum Pressure – Equipment – Normal	35 000 kPa 5,075 psi
Maximum Pressure – Equipment – Lift Mode	38 000 kPa 5,510 psi
Maximum Pressure – Travel	34 000 kPa 4,930 psi
Maximum Pressure – Swing	27 500 kPa 3,988 psi
SWING MECHANISM	
Swing Speed	11.12 rpm
Maximum Swing Torque	82 kN·m 60,300 lbf·ft
MACHINE WEIGHTS	
Operating Weight – 600 mm (24") Triple Grouser Shoes	22 500 kg 49,604 lb
Standard undercarriage, Reach boom, R2.9 m (9'6") stick, HD 0.90 m ³ (1.18 yd ³) bucket, 600 mm (24") triple grouser shoes and 4900 kg (10,800 lb) counterweight.	
Operating Weight – 790 mm (31") Triple Grouser Shoes	28 800 kg 63,493 lb
Long undercarriage, Reach boom, R2.9 m (9'6") stick, GD 1.19 m ³ (1.56 yd ³) bucket, 790 mm (31") triple grouser shoes and 8300 kg (18,300 lb) counterweight.	
SERVICE REFILL CAPACITIES	
Fuel Tank	313 L 82.7 gal
Cooling System	11.8 L 3.1 gal
Engine Oil	15 L 4.0 gal
Swing Drive	12 L 3.2 gal
Final Drive (each)	4 L 1.1 gal
Hydraulic System (including tank)	230 L 60.8 gal
Hydraulic Tank	111 L 29.4 gal
DEF Tank	26 L 6.9 gal

DIMENSIONS	
Boom	Reach 5.7 m (18'8")
Stick	Reach 2.9 m (9'6")
Bucket	GD 1.19 m³ (1.56 yd³)
Shipping Height (top of cab)	3078 mm 10.1 ft
Handrail Height	3187 mm 10.5 ft
Shipping Length	8888 mm 29.2 ft
Tail Swing Radius	1814 mm 6.0 ft
Track Length to Center of Rollers	3646 mm 12.0 ft
Ground Clearance	469 mm 1.5 ft
Track Gauge	2380 mm 7.8 ft
Transport Width – 600 mm (24") Shoes	2980 mm 9.8 ft
Transport Width – 700 mm (28") Shoes	3080 mm 10.1 ft
Transport Width – 790 mm (31") Shoes	3170 mm 10.4 ft
Counterweight Clearance	1005 mm 3.3 ft
WORKING RANGES AND FORCES	
Boom	Reach 5.7 m (18'8")
Stick	Reach 2.9 m (9'6")
Bucket	GD 1.19 m³ (1.56 yd³)
Maximum Digging Depth	6700 mm 22.0 ft
Maximum Reach at Ground Level	9780 mm 32.1 ft
Maximum Cutting Height	10 970 mm 36.0 ft
Maximum Loading Height	7900 mm 25.9 ft
Minimum Loading Height	2980 mm 9.8 ft
Maximum Depth Cut for 2440 mm (8 ft) Level Bottom	6520 mm 21.4 ft
Maximum Vertical Wall Digging Depth	4880 mm 16.0 ft
Bucket Digging Force (ISO)	150 kN 33,811 lbf
Stick Digging Force (ISO)	106 kN 23,911 lbf
AIR CONDITIONING SYSTEM	
The air conditioning system on this machine contains the fluorinated greenhouse gas refrigerant R134a (Global Warming Potential = 1430). The system contains 0.9 kg of refrigerant which has a CO ₂ equivalent of 1.287 metric tonnes.	

STANDARD & OPTIONAL EQUIPMENT

Standard and optional equipment may vary. Consult your Cat dealer for details.

CAB	STANDARD	OPTIONAL
Comfort cab: ROPS, mechanical seat suspension		•
Deluxe cab: ROPS, standard sound suppression, air-adjustable seat with heat		•
Premium cab: ROPS, advanced sound suppression, auto-adjustable seat with heat and air ventilation		•
High-resolution 203 mm (8 in) LCD touchscreen monitor	•	
High-resolution 254 mm (10 in) LCD touchscreen monitor		•
Cat Stick Steer		•
CAT TECHNOLOGIES	STANDARD	OPTIONAL
Cat Product Link	•	
Cat Grade with 2D	•	
Cat Grade with Advanced 2D		•
Cat Grade with 3D		•
Cat Grade with Assist	•	
Cat Payload	•	
2D E-Fence	•	
Auto Dig Boost	•	
Remote Flash capability	•	
ENGINE	STANDARD	OPTIONAL
Three selectable modes: Power, Smart, Eco	•	
One-touch low idle with automatic engine speed control	•	
Auto engine idle shutdown	•	
50° C (122° F) high-ambient cooling capacity with de-rate	•	
-18° C (0° F) cold start capability	•	
-32° C (-25° F) cold start capability		•
Double element air filter without integrated precleaner	•	
Reversing electric cooling fans	•	
Biodiesel capability up to B20	•	
HYDRAULIC SYSTEM	STANDARD	OPTIONAL
Boom and stick regeneration circuits	•	
Auto warm up	•	
Auto two-speed travel	•	
Boom and stick drift reduction valve	•	
Boom and stick lowering check valves		•
Hammer return filter circuit		•
Combined Tool Control (two pump, one/two way high-pressure flow)		•
Medium-pressure circuit		•
Quick coupler circuit		•

BOOMS AND STICKS	STANDARD	OPTIONAL
5.7 m (18'8") standard reach boom, 2.9 m (9'6") standard reach stick	• ¹	
5.7 m (18'8") heavy duty reach boom, 2.9 m (9'6") heavy duty reach stick		• ²
2.8 m + 3.3 m (9'2" + 10'10") VA boom, 2.9 m (9'6") reach stick		• ³
¹ North America and Australia/New Zealand only.		
² Europe and Japan only.		
³ Europe only.		
UNDERCARRIAGE AND STRUCTURES	STANDARD	OPTIONAL
Standard undercarriage		• ¹
Long undercarriage	• ²	
600 mm (24") triple grouser shoes		•
700 mm (28") triple grouser shoes		•
790 mm (31") triple grouser shoes		•
Tie-down points on base frame	•	
4900 kg (10,800 lb) counterweight	•	
8300 kg (18,300 lb) counterweight		•
Blade with float function ³		•
¹ Available only in Japan.		
² Optional in Japan.		
³ Not compatible with 8300 kg (18,300 lb) counterweight.		
ELECTRICAL SYSTEM	STANDARD	OPTIONAL
Two 1,000 CCA maintenance free batteries	•	
Programmable time-delay LED working lights	•	
LED chassis light, left-hand/right-hand boom lights, cab lights	•	
360° lighting		•
SERVICE AND MAINTENANCE	STANDARD	OPTIONAL
Scheduled Oil Sampling (S-O-S SM) ports	•	
Ground-level and platform-level engine oil dipsticks	•	
Electric refueling pump with auto shut off		•
SAFETY AND SECURITY	STANDARD	OPTIONAL
Rearview camera	•	
Right-side-view camera ¹	•	
360° visibility ²		•
Lift Assist ³	•	
Ground-level engine shutoff switch	•	
Right-hand handrail and handhold	•	
Signaling/warning horn	•	
¹ Not available in Korea.		
² Requires 254 mm (10 in) monitor.		
³ Except VAB		

Not all features are available in all regions. Please check with your local Cat dealer for specific offering availability in your area.

For additional information and additional regional offerings, refer to the Technical Specifications brochure available at www.cat.com or your Cat dealer.

For more complete information on Cat products, dealer services and industry solutions, visit us on the web at www.cat.com

© 2021 Caterpillar. All Rights Reserved.

Materials and specifications are subject to change without notice. Featured machines in photos may include additional equipment. See your Cat dealer for available options.

CAT, CATERPILLAR, LET'S DO THE WORK, their respective logos, "Caterpillar Corporate Yellow", the "Power Edge" and Cat "Modern Hex" trade dress as well as corporate and product identity used herein, are trademarks of Caterpillar and may not be used without permission. VisionLink is a trademark of VirtualSite Solutions LLC, registered in the United States and in other countries.
www.cat.com www.caterpillar.com

AEXQ2740-03
Replaces AEXQ2740-02
Build Number: 07C
(Aus-NZ, Jpn, Eur, Korea,
N Am)

