

D6 XE

TRACK-TYPE TRACTOR



Net Power (1,700 rpm)

ISO 9249/SAE J1349

161 kW (215 hp)

ISO 9249/SAE J1349 (DIN)

(219 hp)

Operating Weight Ranges

VPAT

22 513-23 803 kg (49,630-52,475 lb)

Push Arm

22 273-24 139 kg (49,100-52,215 lb)

Cat® C9.3B Engine meets U.S. EPA Tier 4 Final/EU Stage V/Korea Tier 4 Final emission standards with an aftertreatment system that is designed to be transparent to the operator.



The new **Cat® D6 XE** is the world's first high drive Electric Drive dozer, offering you the highest level of productivity, fuel efficiency and ease of operation. With next-generation Electric Drive technology there are no gears to shift, so you experience constant power to the ground, greater agility and faster cycle times.

THE NEW CAT® D6 XE

NEXT LEVEL VERSATILITY,
UNPRECEDENTED EFFICIENCY



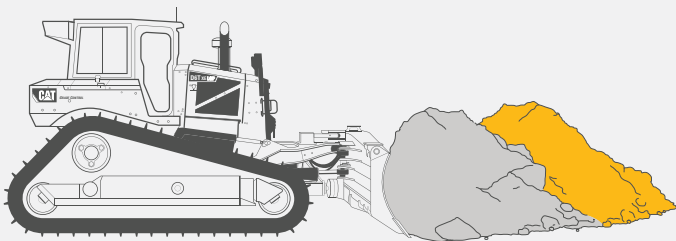
PUSHING YOUR PROFITABILITY FORWARD

Whether your work demands maximum productivity, or the lowest operating cost to move material, the fully redesigned Cat D6 XE dozer is the right machine for the job.

- + DESIGNED TO SAVE YOU FUEL, CUT YOUR SERVICE/MAINTENANCE COSTS AND HELP YOU REACH YOUR JOB SITE SAFETY GOALS
- + MAXIMIZE VERSATILITY WITH OPTIMIZED UNDERCARRIAGE AND BLADE CONFIGURATIONS THAT DELIVER BETTER BALANCE FOR GRADING, CAPACITY TO MOVE MORE MATERIAL AND LOW GROUND PRESSURE
- + UPDATED CAT CONNECT GRADE TECHNOLOGY FEATURES ADD TO THE UNPRECEDENTED EASE OF OPERATION BY HELPING YOU SAVE EVEN MORE TIME, MATERIAL AND OPERATOR EFFORT



MOVE MORE MATERIAL WITH EVERY LITER/GALLON OF FUEL



THE D6 XE GIVES YOU UP TO 35% BETTER FUEL EFFICIENCY COMPARED TO THE D6T DOZER

NOTE: COMPARISON IS BASED ON 2014-2016 3-SPEED D6T DOZER

UP TO 12% LOWER MAINTENANCE COST

Designed specifically to reduce your service and maintenance costs with updated components, longer service intervals and fewer scheduled maintenance tasks.

UP TO 35% MORE FUEL EFFICIENT

Electric Drive gives you the highest level of productivity **and** significantly lower fuel consumption.

UP TO 50% MORE PRODUCTIVITY WITH CAT CONNECT TECHNOLOGY

- + Simple Cat GRADE with Slope Assist™
- + Improved Cat GRADE with 3D
- + Next generation Attachment Ready Option



ELECTRIC DRIVE ELEVATED

NEXT GENERATION PERFORMANCE

Meet the world's first high drive Electric Drive dozer, delivering cost and productivity benefits to your business in a refined package that is more simple, efficient and robust.

TOP EFFICIENCY

Get the highest level of productivity and up to 35% better fuel efficiency – do more work done in less time, and with significantly lower fuel consumption.

GREATER AGILITY

Harness the constant power to the ground and added steering capability of this tractor for faster cycle times. Make lock-track pivot turns and counter rotate in gear for the agility needed in tight spaces.

FASTER PAYBACK

The more this machine works, the faster it pays you back. Added productivity, lower maintenance cost vs. traditional power train and fuel savings mean you can expect to see payback of the added investment over a D6 in less than two years.¹

EASY TO OPERATE

There are no gears to shift. Just set the ground speed and the dozer automatically optimizes for the application. Best-in-class operator sound levels give you added comfort and safety.

¹ Productivity = Bank cubic meter (bank cubic yard)/hour, fuel consumption = L (gal)/hour. Estimates based on average cost per bank cubic meters (bank cubic yards) of material moved in typical construction applications with 1,500 hours/year. Individual results may vary based on application, hour utilization, operator and other factors.

SIMPLE, EFFICIENT, ROBUST

More than a decade of experience brings you the next generation in Electric Drive systems.

Electric drive motor works at peak efficiency at a wide range of ground speeds. The whole system performs reliably in the most demanding dozer applications.

Simplified system uses Switched Reluctance technology with a simple rotor design. Today's Electric Drive is more robust, generates less heat and is more power dense.

Well over 50,000 hours of pre-production field testing, along with proprietary advances in lab testing at the component level, are behind this updated Electric Drive power train.

CAT CONNECT GRADE TECHNOLOGY

BOOST YOUR PRODUCTIVITY

NO GPS SIGNAL? NO PROBLEM


Cat GRADE with Slope Assist automatically maintains blade position without a GPS signal. Put it to work building pads, creating simple design plans on-the-go, or working where GPS is unavailable.

FIRST PASS TO FINISH GRADE

Cat GRADE with 3D has been updated to give you even more speed and accuracy without position sensing cylinders. The factory integrated system has a new, friendly 10-inch (254 mm) touchscreen that works like a smart phone, so it is easy for operators to pick up quickly. Smaller antennas are integrated into the cab roof for even better protection. AutoCarry™ is included to automate blade lift for more consistent blade loads and less track slip.

READY WHEN YOU ARE

With Attachment Ready Option (ARO), your dozer comes from the factory ready for simple installation of an aftermarket grade control system. The new cab includes features, like a component shelf, to make it easier to utilize your existing technology systems.





BUILD YOUR IDEAL DOZER

Whatever job you need to do, the D6 XE has the optimized components to spec out the most versatile, productive member of your fleet.



PICK YOUR POWER TRAIN

Propel your productivity forward with a D6 fully-automatic 4-speed power shift transmission, or up your efficiency game with D6 XE Electric Drive.



PRODUCTIVITY OUT FRONT

Pick a beefed-up push arm bulldozer with plenty of dirt moving power or a new purpose-built 6-way VPAT blade to maximize your versatility.



WHERE STEEL MEETS GROUND

Need low ground pressure? Working on dirt, rock or landfill? The D6 XE has the undercarriage and track shoe choices to keep you on track whatever the ground conditions.



POWER TO MOVE DIRT

FINESSE FOR BETTER GRADING



BETTER BALANCE

Stronger, lighter VPAT structure is redesigned to give you better balance for grading. No need for a rear implement or counterweight.



LOWER GROUND PRESSURE

A new wide-gauge LGP VPAT is purpose-built and equipped with 915 mm (36 in) centered shoes. This adds up to 35 kPa (5 psi) ground pressure to help you take on soft footing.



BLADE VERSATILITY

Cat VPAT blades give you class-leading range of motion so you can handle challenging jobs like trenching and backfilling. To finish the job, the VPAT blade stays level when angled so you get a smoother grade.



GRADE FASTER

Grade faster – in the 2.5-3.0 speed range – without sacrificing quality. Wider LGP blade means fewer passes. New finish grading undercarriage option (10-roller) gives you smoother grades, at higher speeds, even in difficult surfaces like sand and gravel.



**ZERO SHIFTS PER DAY.
NO GEARS TO SHIFT.**
JUST SET YOUR GROUND SPEED AND GO.



The D6 XE does the thinking for you to automatically select the most productive and efficient mode for the work you're doing.

UNPRECEDENTED EASE OF OPERATION

No need to worry about shifting gears to get the most from the machine – just choose your ground speed and go. The dozer automatically optimizes based on load for greatest productivity and fuel efficiency.

CUSTOMIZE YOUR COMFORT

A wider air-suspension seat has more adjustments and independently adjustable arm rests so you can find just the right position. Heated/cooled seat options available.

OPERATOR FRIENDLY CAB

Enjoy more work and storage space. Updated heating/cooling helps keep you more comfortable and reduces window fogging/frosting too.

- + New 10-inch (254 mm) touchscreen is easy to use, with a great view of machine settings, rearview camera and Slope Indicate/Slope Assist screens
- + Save your preferred settings in Application Profile

SAFER WORKERS

SAFER JOB SITES

The safety of your operators and other people on the job site is everything. New machine features help with visibility around the dozer, as well as reducing potential injury from a fall.



BETTER VIEW

Redesigned cab with integrated Rollover Protective Structure (ROPS) has about 15% more glass area to give you better all-around visibility. The exhaust stack and precleaner line up along a narrower hood for a clearer view out front.



EXTRA EYES

A High Definition rearview camera is standard. It shows prominently in the main display and includes back-up lines to help guide you.



EASY ACCESS

Standard rear ladder puts fueling, filter changes and rear window cleaning in easy reach. Ground-level access to optional fast fuel fill and maintenance points. Grab rail on both sides of cab roof and tie offs add to your safety.

EFFICIENT AND SIMPLE

The D6 XE's Electric Drive Power Train has

90%
FEWER

moving parts than a traditional powershift transmission

FEWER MOVING PARTS MEANS A SIMPLER SYSTEM
AND REDUCED MAINTENANCE COSTS FOR YOU

SIMPLE SERVICE ACCESS

High drive allows Electric Drive power train to slide out the back of the dozer like traditional machines. Get to the power electronics through a panel in the cab. If you ever need to access the generator, the cab can be removed in about 30 minutes.

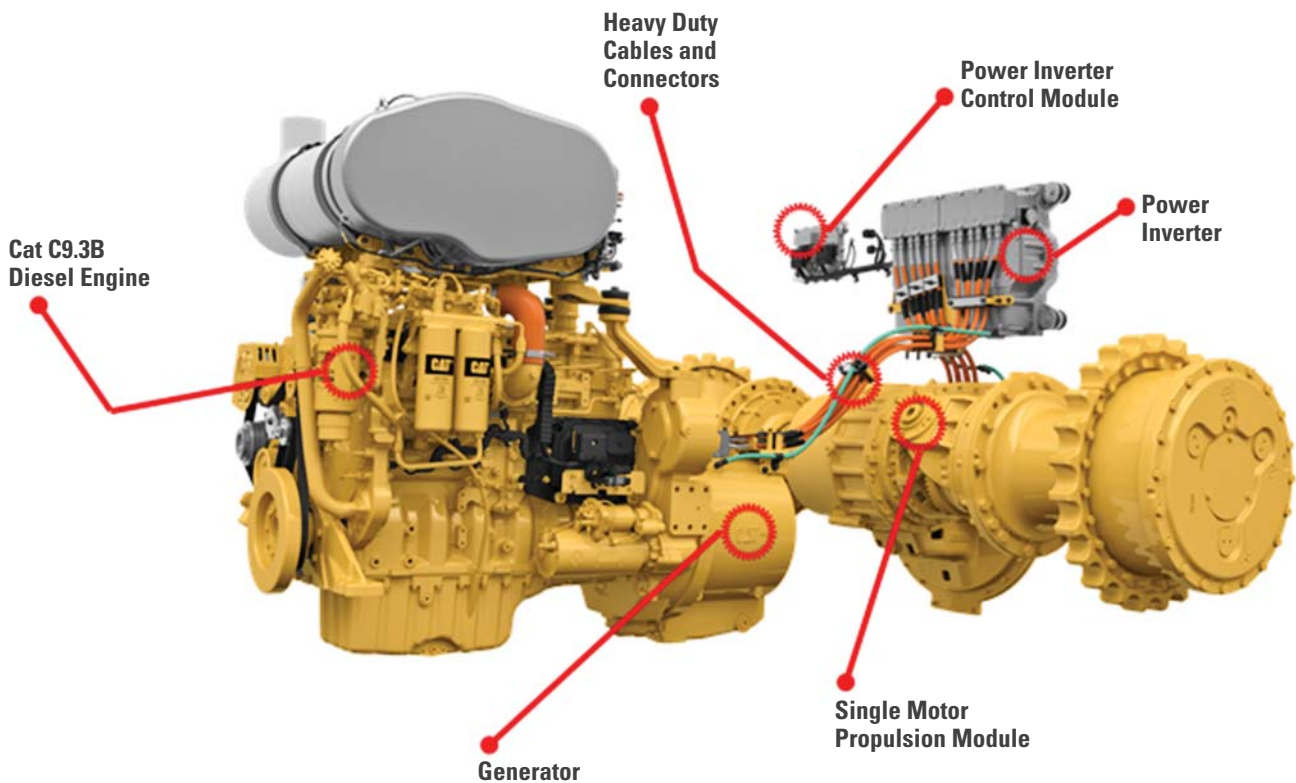
EASY DIAGNOSTICS

Next generation Electric Drive features simplified diagnostics via Electronic Technician. Power electronics are serviceable for lower cost. Plus, Electric Drive has fewer moving parts, fewer components to replace and a longer design life to rebuild than a standard powershift transmission.

DOZE WITH CONFIDENCE

D6 XE Assurance Plan Covers parts and labor on everything related to the Electric Drive Power Train – generator, motor, power inverter and cables – should there be a defect or failure of those components for 7-years/20,000 hours. Fully transferable.

**Coverage is after standard warranty and EPP are over. Customer must perform reseat and rebearing as preventive maintenance.*



LESS MAINTENANCE TIME **LOWER** MAINTENANCE COST

The new D6 XE is designed specifically to reduce your service and maintenance costs up to 12% with updated components, longer service intervals and fewer scheduled maintenance tasks.



GET BACK TO WORK

Grouped service points, modular component design and easy access to routine maintenance points save you time every day. If needed, the cab can be removed in about 30 minutes, compared to 4 hours on previous models.

SPEND LESS

Fewer filters and service points, along with longer service intervals, save you time and money on routine maintenance. Standard reversing fan extends time between core clean-outs and advanced cab filtration means less dust for reduced system wear and tear.

GAIN DURABILITY

New Cat C9.3B engine boosts durability with a simplified emissions reduction and a redesigned fuel system. New Heavy Duty Extended Life undercarriage – HDXL with DuraLink™ – offers up to 20% more seal life in high impact conditions.

CAT LINK TECHNOLOGY

TAKES THE GUESSWORK OUT OF MANAGING YOUR EQUIPMENT

CAT LINK telematics technology helps take the complexity out of managing your job sites – by gathering data generated by your equipment, materials, and people – and serving it up to you in customizable formats.

CAT PRODUCT LINK™

Product Link™ collects data automatically and accurately from your assets – any type and any brand. Information such as location, hours, fuel usage, productivity, idle time, maintenance alerts, diagnostic codes, and machine health can be viewed online through web and mobile applications.



VISIONLINK®

Access information anytime, anywhere with VisionLink® – and use it to make informed decisions that boost productivity, lower costs, simplify maintenance, and improve safety and security on your job site. With different subscription level options, your Cat dealer can help you configure exactly what you need to connect your fleet and manage your business, without paying for extras you don't want. Subscriptions are available with cellular or satellite reporting or both.



REMOTE SERVICES

Access information wherever you are to save time and money.

- + **Remote Flash** – get software updates to one or more machines remotely. You just need a designated person close to the machine to initiate/confirm the update.
- + **Remote Grade** lets you wirelessly manage site plans via Trimble Connect Services.
- + **Operator ID** lets you track machine operation by individual operator using the main display and Product Link.



SPECIAL ARRANGEMENTS

PURPOSE-BUILT FOR TOUGH TASKS

EQUIPPED FOR THE JOB

Factory guarding, seals and cab features help protect your machine and operator in especially harsh conditions. Insulated Clean Emissions Module and thermal shields add protection. High debris cooling system, automatic reversing fan help with cleanout.



FORESTRY AND LAND CLEARING

Updated sweeps lead the list of features designed to help protect your dozer from damage and debris build-up. Specialized track shoes plus woodchip and coal blades are matched to the job. Precleaner and roof-mounted filter help protect against dust and debris.

WASTE HANDLER

Take on landfill and transfer station work with confidence. Robust guarding, striker bars and seals help protect against impact, airborne debris and wrapping. Components are designed for easy cleanout, and air handling systems deliver cleaner air to the machine and to the operator. Specialized blades, track shoes and screens add to your productivity.

TECHNICAL SPECIFICATIONS

See cat.com for complete specifications.

TECHNICAL SPECIFICATIONS	
Power Train	Electric Drive
Engine	Cat C9.3B
Emissions	U.S. EPA Tier 4 Final, EU Stage V, Korea Tier 4 Final
Build Number	20A
Net Power (Rated) – 1,700 rpm	
ISO 9249/SAE J1349	161 kW 215 hp
ISO 9249/SAE J1349 (DIN)	219 hp
Fuel Tank	341 L 90 gal
DEF Tank	28 L 7.4 gal

BLADE	CAPACITY	WIDTH
SU	5.7 m ³ 7.5 yd ³	3312 mm 10.9 ft
LGP SU	5.8 m ³ 7.6 yd ³	3613 mm 11.9 ft
LGP S	3.8 m ³ 5.0 yd ³	4063 mm 13.3 ft
VPAT	4.1 m ³ 5.4 yd ³	3680 mm 12.1 ft
LGP VPAT (30-in)	4.5 m ³ 5.8 yd ³	4000 mm 13.1 ft
LGP VPAT (36-in)	4.9 m ³ 6.5 yd ³	4340 mm 14.2 ft

- All non-road Tier 4 Interim and Final, Stage IIIB, IV and V, and Korea Tier 4 Final diesel engines are required to use only Ultra Low Sulfur Diesel (ULSD) fuels containing 15 ppm EPA/10 ppm EU (mg/kg) sulfur or less. Biodiesel blends up to B20 (20% blend by volume) are acceptable when blended with 15 ppm (mg/kg) sulfur or less ULSD. B20 should meet ASTM D7467 specification (biodiesel blend stock should meet Cat biodiesel spec, ASTM D6751 or EN 14214). Cat DEO-ULS™ or oils that meet the Cat ECF-3, API CJ-4, and ACEA E9 specification are required. Consult your OMM for further machine specific fuel recommendations.
- Diesel Exhaust Fluid (DEF) used in Cat Selective Catalytic Reduction (SCR) systems must meet the requirements outlined in the International Organization for Standardization (ISO) standard 22241.
- The air conditioning system on this machine contains the fluorinated greenhouse gas refrigerant R134a (Global Warming Potential = 1430). The system contains 1.36 kg of refrigerant which has a CO₂ equivalent of 1.946 metric tonnes.

CONFIGURATION	D6 XE	D6 XE LGP (30-IN)	D6 XE LGP (36-IN)
Operating Weight ¹	22 273 kg (49,100 lb)	23 013 kg (50,730 lb)	24 139 kg (53,215 lb)
Ground Pressure	54.7 kPa (8.0 psi)	46.7 kPa (6.7 psi)	35.7 kPa (5.2 psi)
Machine Height	3.17 m (124.9 in)	3.17 m (124.9 in)	3.18 m (125.1 in)
Length of Machine without Blade	4.73 m (186.2 in)	4.730 m (186.2 in)	3.22 m (126.9 in)
Ground Clearance	361 mm (14.2 in)	361 mm (14.2 in)	411 mm (16.2 in)
Track Gauge	1.93 m (76 in)	2.08 mm (82 in)	2.28 m (90 in)
Width over Trunnions	2.69 mm (106 in)	2.99 m (118 in)	3.49 m (137.4 in)
Width across End Bits	3.30 m (10 ft 10 in)	3.61 m (11 ft 10 in)	3.92 m (12 ft 10 in)
Width across End Bits, Angled	—	—	—
Width of Standard Track Shoe	610 mm (24 in)	760 mm (30 in)	915 mm (36 in)
Length of Track on Ground	2.96 m (116.7 in)	2.96 m (117 in)	3.25 m (127.8 in)
CONFIGURATION	D6 XE VPAT	D6 XE LGP (30-IN) VPAT	D6 XE LGP (36-IN) VPAT
Operating Weight ¹	22 513 kg (49,630 lb)	23 248 kg (51,250 lb)	23 803 kg (52,475 lb)
Ground Pressure	49.7 kPa (7.2 psi)	40.7 kPa (5.9 psi)	35.7 kPa (5.1 psi)
Machine Height	3.22 m (126.9 in)	3.22 m (126.9 in)	3.22 m (126.9 in)
Length of Machine without Blade	5.13 m (202.1 in)	5.13 m (202.1 in)	5.13 m (202.1 in)
Ground Clearance	422 mm (16.6 in)	390 mm (15.4 in)	383 mm (15.1 in)
Track Gauge	2.08 mm (82 in)	2.29 m (90 in)	2.39 m (94 in)
Width over Trunnions	—	—	—
Width across End Bits	3.68 m (12 ft)	4.00 m (13 ft 2 in)	4.34 m (14 ft 3 in)
Width across End Bits, Angled	3.36 m (11 ft)	3.66 m (12 ft)	3.97 m (13 ft)
Width of Standard Track Shoe	610 mm (24 in)	760 mm (30 in)	915 mm (36 in)
Length of Track on Ground	3.25 m (127.8 in)	3.36 m (132.1 in)	3.36 m (132.1 in)

¹ With Multi-Shank Ripper (three shanks) add 1696 kg (3,739 lb).

For complete specifications and offerings, please reference the Technical Specifications document at www.cat.com or consult your local Cat dealer.

STANDARD & OPTIONAL EQUIPMENT

Standard and optional equipment may vary. Consult your Cat dealer for details.

POWER TRAIN	STANDARD	OPTIONAL
Electric Drive	•	
Cat C9.3B diesel engine	•	
Double reduction planetary final drives	•	
Hydraulic reversing fan	•	
OPERATOR ENVIRONMENT	STANDARD	OPTIONAL
Fully redesigned cab, sound suppressed, with Integrated Roll Over Protective Structure (IROPS)	•	
Full-color 10-inch (254 mm) liquid crystal touchscreen display	•	
Integrated rearview camera	•	
Adjustable operator controls/armrests	•	
Cab mounted modular HVAC system	•	
Added storage areas	•	
Electrohydraulic implement and steering controls	•	
Cloth seat	•	
Deluxe leather heated/ventilated seat		•
Communication radio ready	•	
Lights – 6 LED	•	
Premium lights – 12 LED		•
Integrated warning lights		•
CAT CONNECT TECHNOLOGY	STANDARD	OPTIONAL
Slope Indicate	•	
Attachment Ready Option (ARO) with Assist/Cat GRADE with Slope Assist	•	
Cat GRADE with 3D		•
Product Link, Cellular PLE641	•	
Product Link Elite PLE631 – Dual Cellular/Satellite		•
BLADES	STANDARD	OPTIONAL
Semi-Universal		•
VPAT		•
Straight blade		•
Angle blade		•
Foldable VPAT – under 3 m (9.9 ft) transport width (not available in all regions)		•
Waste/Landfill		•
<i>For a full list of blade offerings, please refer to the D6/D6 XE Technical Specifications brochure on cat.com.</i>		

UNDERCARRIAGE	STANDARD	OPTIONAL
Heavy Duty (HDXL with DuraLink) or SystemOne™		•
Redesigned track roller frame	•	
10-Roller Fine Grading undercarriage		•
Moderate Service or Extreme Service track shoes		•
<i>For a complete listing of track shoe offerings, please refer to the D6/D6 XE Technical Specifications brochure on cat.com.</i>		
SERVICE AND MAINTENANCE	STANDARD	OPTIONAL
Fast fuel fill ready	•	
Fast fuel pump		•
Refilling fuel pump (EU only)		•
Rear access ladder	•	
Shovel holder	•	
Ground level service center	•	
30-minute cab removal	•	
Fire extinguisher mounting provision	•	
Ecology drains	•	
High-speed oil change		•
Underhood work light	•	
HYDRAULICS	STANDARD	OPTIONAL
Independent steering and implement pumps	•	
Load sensing hydraulics	•	
ATTACHMENTS	STANDARD	OPTIONAL
Ripper-ready rear hydraulics	•	
Ripper and winch-ready rear hydraulics	•	
High lift ripper with straight or curved shanks		•
Winch		•
Drawbar		•
Counterweights		•
Side screens		•
Rear screen – hinged or fixed		•
Sweeps		•
Forestry and Waste Special Arrangements		•

Not all features are available in all regions. Please check with your local Cat dealer for specific offering availability in your area.

For additional information, refer to the Technical Specifications brochure available at www.cat.com or your Cat dealer.

For more complete information on Cat products, dealer services and industry solutions, visit us on the web at www.cat.com

© 2018 Caterpillar. All Rights Reserved.

VisionLink is a trademark of Trimble Navigation Limited, registered in the United States and in other countries.

Materials and specifications are subject to change without notice. Featured machines in photos may include additional equipment. See your Cat dealer for available options.

CAT, CATERPILLAR, LET'S DO THE WORK, their respective logos, "Caterpillar Yellow", the "Power Edge" trade dress as well as corporate and product identity used herein, are trademarks of Caterpillar and may not be used without permission.
www.cat.com www.caterpillar.com

AEXQ2481-01
Build Number: 20A
(North America, Europe,
ANZ, Turkey, Korea)

