

1-2 Ton Mini Excavators **CAT**[®]

301.5/301.6/301.7 CR/301.8/302 CR



	301.5		301.6		301.7 CR		301.8		302 CR	
Weight	1760 kg	3,880 lb	1960 kg	4,321 lb	1835 kg	4,045 lb	2025 kg	4,464 lb	2200 kg	4,850 lb
Net Horsepower	14.3 kW	19.2 hp	14.3 kW	19.2 hp	14.3 kW	19.2 hp	14.3 kW	19.2 hp	14.3 kW	19.2 hp

Next Generation Cat® Mini Excavators

A Big Experience in Our Smallest Excavators

The Next Generation 1-2 Ton Cat® Mini Excavators provide ultimate job site versatility as they adapt to various applications and industries with ease. The new features provide best in class serviceability and a truly unmatched operator experience.

Contents

Work Anywhere	4
Reduced Operator Fatigue	6
Comfortable Working Environment.....	8
Machine Settings at Your Fingertips.....	9
Less Downtime, More Uptime.....	10
Increase Your Productivity with Cat Attachments.....	12
Specifications.....	13
Standard Equipment.....	26
Optional Equipment.....	27





UP TO 15% LOWER TOTAL OWNERSHIP COSTS

with extended service intervals, lower repair costs and the tilt up cab for bigger service jobs.

EXCITING NEW FEATURES

- Stick Steer
- Cruise Control
- Full color monitor
- Sealed and pressurized cab with air conditioning

UP TO 20% MORE PERFORMANCE

with improved travel and trenching, faster cycle times, and customizable operator settings.



301.5 – Canopy only, standard tail swing



301.6 – Cab only, standard tail swing



301.7 CR – Canopy only, compact radius



301.8 – Cab or canopy, standard tail swing



302 CR – Cab or canopy, compact radius

Work Anywhere

These compact machines provide easy access and versatility in any application.





HIGH TRAVEL SPEEDS

Move around the job site faster with higher travel speeds, even when travelling uphill.

SUPERIOR PERFORMANCE

Faster cycle times help you work more efficiently.

EXPANDABLE UNDERCARRIAGE

Expandable undercarriage retracts to allow you to work in the tightest areas and then expands for a stable platform.

STANDARD BLADE FLOAT

All operators can grade faster and more effectively with the standard Blade Float feature.

EASY TO TRANSPORT

The Cat Mini Excavator is easy to trailer from site to site with its compact size, and comes equipped with tie down points to ensure a secure ride.

TWO POINT LIFTING

Easily lift and place the mini excavator in hard to reach areas with the unique two point lifting ability.



Reduced Operator Fatigue

with Stick Steer Mode.





STICK STEER MODE



Cat Stick Steer mode lets you control machine travel, blade, boom and stick functions with the joysticks for a more ergonomic working experience.

Easily switch from traditional pedals and levers to Stick Steer mode with a push of a button.

No more hunching over control levers – sit back and relax as you work.

CRUISE CONTROL

Enable Cruise Control to move around the job site with even greater ease.



Comfortable Working Environment

SEALED AND PRESSURIZED CAB

Enjoy a cleaner and quieter working environment with the sealed and pressurized cab available for the 301.6, 301.8 and 302 CR. The sealed cab keeps dust and debris out and reduces outside noise so you can keep working comfortably all day long.

AIR CONDITIONING

Stay cool on hot days with an air conditioning system available as a cab option.

ERGONOMIC ENVIRONMENT

Both cab and canopy configurations feature a suspension seat and ergonomic controls to help reduce operator fatigue. The cab option also features Bluetooth® to connect you to your cell phone or music.





Machine Settings at Your Fingertips



NEXT GENERATION MONITOR

Easy to read monitor lets you adjust machine settings to your operating preference. Adjust machine and implement response on the intuitive color monitor to match your specific application needs.

Easy access to machine diagnostics helps keep you informed on machine performance and service needs. Customizable shortcuts built into the home screen allow you to access key functions quickly.

Cab machines offer a jog dial as well for easy interaction with the monitor.

Less Downtime, More Uptime

Easy service so you can keep working.





TILT UP CAB OR CANOPY

Unique tilt up cab or canopy provides incredible access to service areas under the cab when more complex maintenance is required.

GROUND LEVEL ACCESS

Easy access to service points from ground level helps keep machine downtime to a minimum.

COMMON COMPONENTS ACROSS MODEL LINE

Service panel sizes are consistent across the 1-2 ton model line for easier replacement.





Increase Your Productivity with Cat Attachments



RANGE OF ATTACHMENTS

Expand the versatility of your machine with Cat Attachments that are designed specifically for the Cat Mini Excavator. Choose from a selection of buckets, hammers, augers, thumbs and more.

1-2 Ton Mini Hydraulic Excavators Specifications

Engine

Engine Model	C1.1	
Rated Net Power @ 2,400 rpm		
ISO 9249/EEC 80/1269	14.3 kW	19.2 hp
Gross Power		
ISO 14396	16.1 kW	21.6 hp
Bore	77.0 mm	3.0 in
Stroke	81.0 mm	3.2 in
Displacement	1.1 L	69.0 in ³

Weights – 301.5

Minimum Operating Weight with Canopy*	1575 kg	3,472 lb
Maximum Operating Weight with Canopy**	1760 kg	3,880 lb

*Minimum Weight is based on rubber tracks, canopy, operator, fixed undercarriage and full fuel tank.

**Maximum Weight is based on steel tracks, canopy, operator, expandable undercarriage and full fuel tank.

Weights – 301.6

Minimum Operating Weight with Cab*	1755 kg	3,869 lb
Maximum Operating Weight with Cab**	1960 kg	4,321 lb

*Minimum Weight is based on rubber tracks, cab, operator, fixed undercarriage and full fuel tank.

**Maximum Weight is based on steel tracks, cab, operator, expandable undercarriage and full fuel tank.

Weights – 301.7 CR

Minimum Operating Weight with Canopy*	1785 kg	3,935 lb
Maximum Operating Weight with Canopy**	1835 kg	4,045 lb

*Minimum Weight is based on rubber tracks, canopy, operator, expandable undercarriage and full fuel tank.

**Maximum Weight is based on steel tracks, canopy, operator, expandable undercarriage and full fuel tank.

Weights – 301.8

Minimum Operating Weight with Canopy*	1715 kg	3,781 lb
Maximum Operating Weight with Canopy**	1895 kg	4,178 lb
Minimum Operating Weight with Cab	1835 kg	4,045 lb
Maximum Operating Weight with Cab	2025 kg	4,464 lb

*Minimum Weight is based on rubber tracks, canopy, operator, fixed undercarriage and full fuel tank.

**Maximum Weight is based on steel tracks, canopy, operator, expandable undercarriage and full fuel tank.

Weights – 302 CR

Minimum Operating Weight with Canopy*	1945 kg	4,288 lb
Maximum Operating Weight with Canopy**	2100 kg	4,630 lb
Minimum Operating Weight with Cab	2045 kg	4,508 lb
Maximum Operating Weight with Cab	2200 kg	4,850 lb

*Minimum Weight is based on rubber tracks, canopy, operator, fixed undercarriage and full fuel tank.

**Maximum Weight is based on steel tracks, canopy, operator, expandable undercarriage and full fuel tank.

Weight Increase from Minimum Configuration

Cab		
301.8	135 kg	298 lb
302 CR	100 kg	221 lb
Long Stick		
	10 kg	22 lb
Steel Tracks		
301.5, 301.6	57 kg	126 lb
301.7 CR, 301.8	50 kg	110 lb
302 CR	60 kg	132 lb

1-2 Ton Mini Hydraulic Excavators Specifications

Travel Speed

Travel Speed		
High	4.4 km/h	2.7 mph
Low	2.9 km/h	1.8 mph

Travel System – 301.5

Maximum Traction Force		
High Speed	10.3 kN	2,315.5 lbf
Low Speed	16.0 kN	3,597.0 lbf
Ground Pressure		
Minimum Weight	27.3 kPa	4.0 psi
Maximum Weight	30.6 kPa	4.4 psi
Gradeability (Maximum)	30 Degrees	

Travel System – 301.6

Maximum Traction Force		
High Speed	10.2 kN	2,293.1 lbf
Low Speed	15.9 kN	3,574.5 lbf
Ground Pressure		
Minimum Weight	30.5 kPa	4.4 psi
Maximum Weight	34.0 kPa	4.9 psi
Gradeability (Maximum)	30 Degrees	

Travel System – 301.7 CR

Maximum Traction Force		
High Speed	11.9 kN	2,675.2 lbf
Low Speed	18.4 kN	4,136.5 lbf
Ground Pressure		
Minimum Weight	27.9 kPa	4.0 psi
Maximum Weight	28.7 kPa	4.2 psi
Gradeability (Maximum)	30 Degrees	

Travel System – 301.8

Maximum Traction Force		
High Speed	11.9 kN	2,675.2 lbf
Low Speed	18.4 kN	4,136.5 lbf
Ground Pressure		
Minimum Weight	26.8 kPa	3.0 psi
Maximum Weight	29.6 kPa	4.3 psi
Gradeability (Maximum)	30 Degrees	

Travel System – 302 CR

Maximum Traction Force		
High Speed	13.2 kN	2,967.5 lbf
Low Speed	20.0 kN	4,496.2 lbf
Ground Pressure		
Minimum Weight	23.7 kPa	3.4 psi
Maximum Weight	26.8 kPa	3.9 psi
Gradeability (Maximum)	30 Degrees	

Service Refill Capacities

Cooling System	3.9 L	1.0 gal
Engine Oil	4.4 L	1.2 gal
Fuel Tank		
301.5, 301.6, 301.7 CR	22.0 L	5.8 gal
301.8, 302 CR	26.0 L	6.9 gal
Hydraulic Tank	18.0 L	4.8 gal
Hydraulic System	26.0 L	6.9 gal

1-2 Ton Mini Hydraulic Excavators Specifications

Hydraulic System – 301.5, 301.6

Load Sensing Hydraulics with Variable Displacement Piston Pump		
Pump Flow @ 2,400 rpm	66 L/min	17.4 gal/min
Operating Pressure		
Equipment	213 bar	3,089.3 psi
Travel	213 bar	3,089.3 psi
Swing	103 bar	1,493.9 psi
Auxiliary Circuit – Primary		
Flow	33 L/min	8.7 gal/min
Pressure	213 bar	3,089.3 psi
Auxiliary Circuit – Secondary		
Flow	14 L/min	3.7 gal/min
Pressure	213 bar	3,089.3 psi
Digging Force		
Stick (standard)	8.2 kN	1,843.4 lbf
Stick (long)	7.2 kN	1,616.4 lbf
Bucket	14.1 kN	3,169.8 lbf

Hydraulic System – 301.7 CR

Load Sensing Hydraulics with Variable Displacement Piston Pump		
Pump Flow @ 2,400 rpm	66 L/min	17.4 gal/min
Operating Pressure		
Equipment	245 bar	3,553.4 psi
Travel	245 bar	3,553.4 psi
Swing	103 bar	2,132.1 psi
Auxiliary Circuit – Primary		
Flow	33 L/min	8.7 gal/min
Pressure	245 bar	3,553.4 psi
Auxiliary Circuit – Secondary		
Flow	14 L/min	3.7 gal/min
Pressure	245 bar	3,553.4 psi
Digging Force		
Stick (standard)	9.5 kN	2,135.7 lbf
Stick (long)	8.3 kN	1,865.9 lbf
Bucket	16.2 kN	3,641.9 lbf

Hydraulic System – 301.8, 302 CR

Load Sensing Hydraulics with Variable Displacement Piston Pump		
Pump Flow @ 2,400 rpm	66 L/min	17.4 gal/min
Operating Pressure		
Equipment	245 bar	3,553.4 psi
Travel	245 bar	3,553.4 psi
Swing	147 bar	2,132.1 psi
Auxiliary Circuit – Primary		
Flow	33 L/min	8.7 gal/min
Pressure	245 bar	3,553.4 psi
Auxiliary Circuit – Secondary		
Flow	14 L/min	3.7 gal/min
Pressure	245 bar	3,553.4 psi
Digging Force		
Stick (standard)	11.3 kN	2,540.3 lbf
Stick (long)	9.8 kN	2,203.1 lbf
Bucket	19.6 kN	4,406.3 lbf

Swing System

Machine Swing Speed	9.8 rpm
---------------------	---------

Blade

Width*		
301.5, 301.6, 301.7 CR, 301.8	990 mm	39.0 in
302 CR	1090 mm	42.9 in
Height		
	225 mm	8.9 in

*Expanded – 1300 mm (51 in).

Certification – Canopy or Cab

Roll Over Protective Structure (ROPS)	ISO 12117-2:2008
Tip Over Protective Structure (TOPS)	ISO 12117:1997
Top Guard	ISO 10262:1998 (Level I)

Sound

Operator Sound Pressure* (ISO 6396:2008)	73 dB(A)
Average Exterior Sound Pressure (ISO 6395:2008)	93 dB(A)

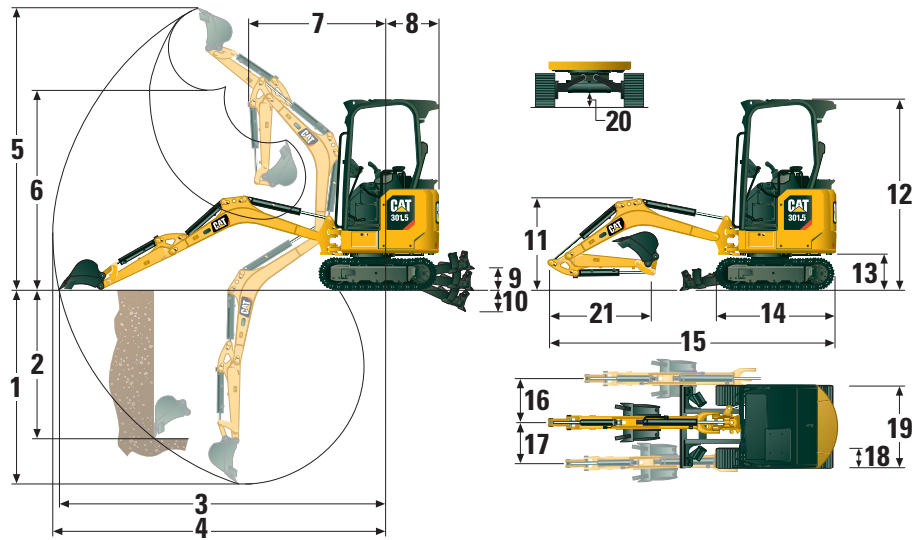
• European Union Directive “2000/14/EC”

*Cab on 301.6, 301.8, 302 CR.

1-2 Ton Mini Hydraulic Excavators Specifications

Dimensions – 301.5

All dimensions are approximate.



	Standard Stick	Long Stick
1 Dig Depth	2340 mm (92.1 in)	2540 mm (100.0 in)
2 Vertical Wall	1800 mm (70.9 in)	1890 mm (74.4 in)
3 Maximum Reach at Ground Level	3730 mm (146.9 in)	3890 mm (153.1 in)
4 Maximum Reach	3800 mm (149.6 in)	3960 mm (155.9 in)
5 Maximum Dig Height	3430 mm (135.0 in)	3490 mm (137.4 in)
6 Maximum Dump Clearance	2450 mm (96.5 in)	2510 mm (98.8 in)
7 Boom in Reach	1460 mm (57.5 in)	1450 mm (57.1 in)
8 Tail Swing	820 mm (32.3 in)	820 mm (32.3 in)
9 Maximum Blade Height	275 mm (10.8 in)	275 mm (10.8 in)
10 Maximum Blade Depth	260 mm (10.2 in)	260 mm (10.2 in)
11 Boom Height in Shipping Position	1090 mm (42.9 in)	1040 mm (40.9 in)
12 Overall Shipping Height	2310 mm (90.9 in)	2310 mm (90.9 in)
13 Swing Bearing Height	445 mm (17.5 in)	445 mm (17.5 in)
14 Overall Undercarriage Length	1460 mm (57.5 in)	1460 mm (57.5 in)
15 Overall Shipping Length†	3620 mm (142.5 in)	3590 mm (141.3 in)
16 Boom Swing Right	50 degrees	50 degrees
17 Boom Swing Left	65 degrees	65 degrees
18 Track Belt/Shoe Width	230 mm (9.1 in)	230 mm (9.1 in)
19 Track Width		
Retracted	990 mm (39.0 in)	990 mm (39.0 in)
Expanded	1300 mm (51.18 in)	1300 mm (51.18 in)
20 Minimum Ground Clearance Below Undercarriage	155 mm (6.1 in)	155 mm (6.1 in)
21 Stick Length	960 mm (37.8 in)	1160 mm (45.7 in)

†Overall Shipping Length depends on blade position during shipment.

1-2 Ton Mini Hydraulic Excavators Specifications

Lift Capacities – 301.5

Lift Capacities – Minimum Configuration*

Lift Point Height			2 m (6.6 ft)			Lift Point Radius (Maximum)			
			Over Front		Over Side	Over Front		Over Side	m (ft)
			Blade Up	Blade Down		Blade Up	Blade Down		
2 m (6.6 ft)	Standard Stick	kg (lb)				242 (540)	290 (641)	182 (407)	2.9 (9.6)
	Long Stick	kg (lb)				218 (487)	230 (508)	164 (365)	3.1 (10.2)
1.5 m (4.9 ft)	Standard Stick	kg (lb)	384 (828)	384 (828)	324 (699)	212 (471)	283 (625)	159 (353)	3.2 (10.3)
	Long Stick	kg (lb)				194 (429)	227 (501)	144 (319)	3.3 (10.9)
1 m (3.3 ft)	Standard Stick	kg (lb)	412 (888)	584 (1,249)	303 (655)	198 (437)	289 (637)	147 (325)	3.3 (10.7)
	Long Stick	kg (lb)	415 (896)	495 (1,059)	306 (661)	181 (399)	234 (514)	134 (295)	3.4 (11.3)
0 m (0 ft)	Standard Stick	kg (lb)	379 (818)	704 (1,518)	273 (590)	197 (435)	343 (756)	146 (322)	3.2 (10.5)
	Long Stick	kg (lb)	375 (808)	703 (1,514)	269 (581)	179 (395)	277 (611)	131 (290)	3.4 (11.1)

*Minimum Weight includes rubber tracks, canopy, operator, full fuel tank, expanded undercarriage, and no bucket.

Lift Capacities – Maximum Configuration**

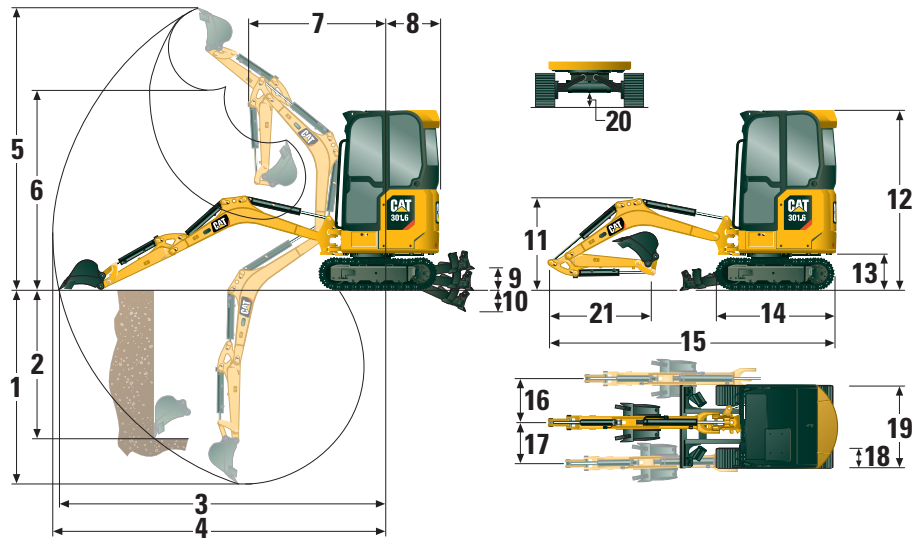
Lift Point Height			2 m (6.6 ft)			Lift Point Radius (Maximum)			
			Over Front		Over Side	Over Front		Over Side	m (ft)
			Blade Up	Blade Down		Blade Up	Blade Down		
2 m (6.6 ft)	Standard Stick	kg (lb)				269 (601)	290 (641)	290 (641)	2.9 (9.6)
	Long Stick	kg (lb)				230 (508)	230 (508)	230 (508)	3.1 (10.2)
1.5 m (4.9 ft)	Standard Stick	kg (lb)	384 (828)	384 (828)	384 (828)	237 (526)	283 (625)	272 (602)	3.2 (10.3)
	Long Stick	kg (lb)				217 (480)	227 (501)	227 (501)	3.3 (10.9)
1 m (3.3 ft)	Standard Stick	kg (lb)	456 (985)	584 (1,249)	522 (1,125)	222 (489)	289 (637)	254 (562)	3.3 (10.7)
	Long Stick	kg (lb)	459 (991)	495 (1,059)	495 (1,059)	203 (448)	234 (514)	234 (514)	3.4 (11.3)
0 m (0 ft)	Standard Stick	kg (lb)	424 (914)	704 (1,518)	489 (1,054)	222 (489)	343 (756)	255 (563)	3.2 (10.5)
	Long Stick	kg (lb)	419 (903)	703 (1,514)	484 (1,043)	202 (445)	277 (611)	233 (515)	3.4 (11.1)

**Maximum Weight includes steel tracks, canopy, operator, full fuel tank, expanded undercarriage, and no bucket.

1-2 Ton Mini Hydraulic Excavators Specifications

Dimensions – 301.6

All dimensions are approximate.



	Standard Stick	Long Stick
1 Dig Depth	2340 mm (92.1 in)	2540 mm (100.0 in)
2 Vertical Wall	1800 mm (70.9 in)	1890 mm (74.4 in)
3 Maximum Reach at Ground Level	3730 mm (146.9 in)	3890 mm (153.1 in)
4 Maximum Reach	3800 mm (149.6 in)	3960 mm (155.9 in)
5 Maximum Dig Height	3430 mm (135.0 in)	3490 mm (137.4 in)
6 Maximum Dump Clearance	2450 mm (96.5 in)	2510 mm (98.8 in)
7 Boom in Reach	1460 mm (57.5 in)	1450 mm (57.1 in)
8 Tail Swing	995 mm (39.2 in)	995 mm (39.2 in)
9 Maximum Blade Height	275 mm (10.8 in)	275 mm (10.8 in)
10 Maximum Blade Depth	260 mm (10.2 in)	260 mm (10.2 in)
11 Boom Height in Shipping Position	1090 mm (42.9 in)	1040 mm (40.9 in)
12 Overall Shipping Height	2310 mm (90.9 in)	2310 mm (90.9 in)
13 Swing Bearing Height	445 mm (17.5 in)	445 mm (17.5 in)
14 Overall Undercarriage Length	1460 mm (57.5 in)	1460 mm (57.5 in)
15 Overall Shipping Length†	3620 mm (142.5 in)	3860 mm (152.0 in)
16 Boom Swing Right	50 degrees	50 degrees
17 Boom Swing Left	65 degrees	65 degrees
18 Track Belt/Shoe Width	230 mm (9.1 in)	230 mm (9.1 in)
19 Track Width		
Retracted	990 mm (39.0 in)	990 mm (39.0 in)
Expanded	1300 mm (51.18 in)	1300 mm (51.18 in)
20 Minimum Ground Clearance Below Undercarriage	155 mm (6.1 in)	155 mm (6.1 in)
21 Stick Length	960 mm (37.8 in)	1160 mm (45.7 in)

†Overall Shipping Length depends on blade position during shipment.

1-2 Ton Mini Hydraulic Excavators Specifications

Lift Capacities – 301.6

Lift Capacities – Minimum Configuration*

Lift Point Height			2 m (6.6 ft)			Lift Point Radius (Maximum)			
			Over Front		Over Side	Over Front		Over Side	m (ft)
			Blade Up	Blade Down		Blade Up	Blade Down		
2 m (6.6 ft)	Standard Stick	kg (lb)				290 (641)	290 (641)	231 (515)	2.9 (9.6)
	Long Stick	kg (lb)				230 (508)	230 (508)	209 (465)	3.1 (10.2)
1.5 m (4.9 ft)	Standard Stick	kg (lb)	384 (829)	384 (829)	384 (829)	266 (590)	283 (625)	204 (451)	3.2 (10.3)
	Long Stick	kg (lb)				227 (501)	227 (501)	186 (412)	3.3 (10.9)
1 m (3.3 ft)	Standard Stick	kg (lb)	508 (1,097)	584 (1,250)	380 (822)	249 (551)	289 (637)	190 (420)	3.3 (10.7)
	Long Stick	kg (lb)	495 (1,060)	495 (1,060)	383 (827)	230 (507)	234 (514)	174 (385)	3.4 (11.3)
0 m (0 ft)	Standard Stick	kg (lb)	476 (1,026)	705 (1,519)	350 (757)	250 (551)	343 (756)	190 (418)	3.2 (10.5)
	Long Stick	kg (lb)	472 (1,017)	704 (1,515)	346 (747)	229 (505)	277 (611)	173 (380)	3.4 (11.1)

*Minimum Weight includes rubber tracks, cab, operator, full fuel tank, expanded undercarriage, and no bucket.

Lift Capacities – Maximum Configuration**

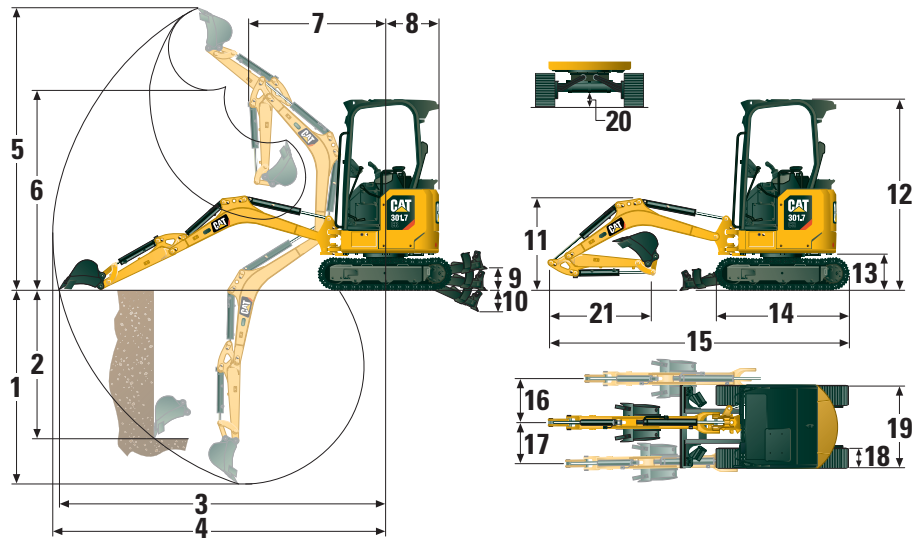
Lift Point Height			2 m (6.6 ft)			Lift Point Radius (Maximum)			
			Over Front		Over Side	Over Front		Over Side	m (ft)
			Blade Up	Blade Down		Blade Up	Blade Down		
2 m (6.6 ft)	Standard Stick	kg (lb)				290 (641)	290 (641)	290 (641)	2.9 (9.6)
	Long Stick	kg (lb)				230 (508)	230 (508)	230 (508)	3.1 (10.2)
1.5 m (4.9 ft)	Standard Stick	kg (lb)	384 (829)	384 (829)	384 (829)	283 (625)	283 (625)	283 (625)	3.2 (10.3)
	Long Stick	kg (lb)				227 (501)	227 (501)	227 (501)	3.3 (10.9)
1 m (3.3 ft)	Standard Stick	kg (lb)	552 (1,191)	584 (1,250)	584 (1,250)	273 (602)	289 (637)	289 (637)	3.3 (10.7)
	Long Stick	kg (lb)	495 (1,060)	495 (1,060)	495 (1,060)	234 (514)	234 (514)	234 (514)	3.4 (11.3)
0 m (0 ft)	Standard Stick	kg (lb)	520 (1,121)	705 (1,519)	588 (1,268)	274 (604)	343 (756)	309 (682)	3.2 (10.5)
	Long Stick	kg (lb)	516 (1,112)	704 (1,515)	584 (1,259)	252 (555)	277 (611)	277 (611)	3.4 (11.1)

**Maximum Weight includes steel tracks, cab, operator, full fuel tank, expanded undercarriage, and no bucket.

1-2 Ton Mini Hydraulic Excavators Specifications

Dimensions – 301.7 CR

All dimensions are approximate.



	Standard Stick	Long Stick
1 Dig Depth	2350 mm (92.5 in)	2540 mm (100.0 in)
2 Vertical Wall	1800 mm (70.9 in)	1890 mm (74.4 in)
3 Maximum Reach at Ground Level	3900 mm (153.5 in)	4060 mm (159.8 in)
4 Maximum Reach	3970 mm (156.3 in)	4130 mm (162.6 in)
5 Maximum Dig Height	3430 mm (135.0 in)	3490 mm (137.4 in)
6 Maximum Dump Clearance	2450 mm (96.5 in)	2510 mm (98.8 in)
7 Boom in Reach	1630 mm (64.2 in)	1620 mm (63.8 in)
8 Tail Swing	650 mm (25.6 in)	650 mm (25.6 in)
9 Maximum Blade Height	270 mm (10.6 in)	270 mm (10.6 in)
10 Maximum Blade Depth	265 mm (10.4 in)	265 mm (10.4 in)
11 Boom Height in Shipping Position	1090 mm (42.9 in)	1040 mm (40.9 in)
12 Overall Shipping Height	2300 mm (90.6 in)	2300 mm (90.6 in)
13 Swing Bearing Height	442 mm (17.4 in)	442 mm (17.4 in)
14 Overall Undercarriage Length	1590 mm (62.6 in)	1590 mm (62.6 in)
15 Overall Shipping Length†	3620 mm (142.5 in)	3590 mm (141.3 in)
16 Boom Swing Right	50 degrees	50 degrees
17 Boom Swing Left	65 degrees	65 degrees
18 Track Belt/Shoe Width	230 mm (9.1 in)	230 mm (9.1 in)
19 Track Width		
Retracted	990 mm (39.0 in)	990 mm (39.0 in)
Expanded	1300 mm (51.18 in)	1300 mm (51.18 in)
20 Minimum Ground Clearance Below Undercarriage	150 mm (5.9 in)	150 mm (5.9 in)
21 Stick Length	960 mm (37.8 in)	1160 mm (45.7 in)

†Overall Shipping Length depends on blade position during shipment.

1-2 Ton Mini Hydraulic Excavators Specifications

Lift Capacities – 301.7 CR

Lift Capacities – Minimum Configuration*

Lift Point Height			2 m (6.6 ft)			Lift Point Radius (Maximum)			
			Over Front		Over Side	Over Front		Over Side	m (ft)
			Blade Up	Blade Down		Blade Up	Blade Down		
2 m (6.6 ft)	Standard Stick	kg (lb)				232 (517)	336 (744)	246 (549)	3.1 (10.0)
	Long Stick	kg (lb)				210 (467)	268 (593)	223 (497)	3.3 (10.8)
1.5 m (4.9 ft)	Standard Stick	kg (lb)	442 (946)	442 (946)	442 (946)	204 (452)	329 (726)	217 (481)	3.3 (10.8)
	Long Stick	kg (lb)				186 (412)	265 (585)	199 (440)	3.5 (11.7)
1 m (3.3 ft)	Standard Stick	kg (lb)	435 (938)	775 (1,644)	458 (988)	190 (420)	336 (740)	203 (448)	3.4 (11.7)
	Long Stick	kg (lb)	441 (950)	636 (1,351)	464 (1,000)	174 (384)	273 (600)	186 (411)	3.6 (12.5)
0 m (0 ft)	Standard Stick	kg (lb)	398 (858)	938 (2,018)	422 (909)	189 (418)	398 (877)	202 (446)	3.4 (11.7)
	Long Stick	kg (lb)	394 (848)	946 (2,031)	417 (899)	172 (380)	323 (712)	185 (407)	3.6 (11.7)

*Minimum Weight includes rubber tracks, canopy, operator, full fuel tank, expanded undercarriage, and no bucket.

Lift Capacities – Maximum Configuration**

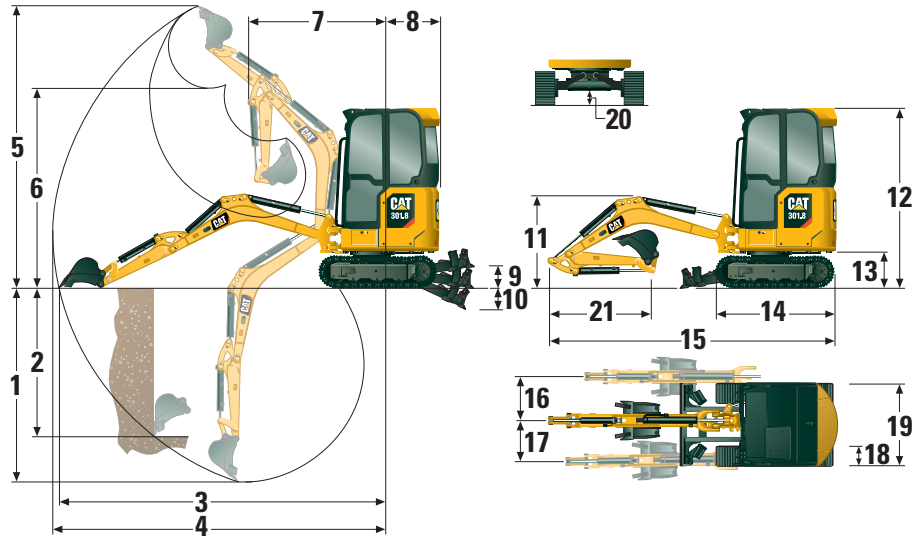
Lift Point Height			2 m (6.6 ft)			Lift Point Radius (Maximum)			
			Over Front		Over Side	Over Front		Over Side	m (ft)
			Blade Up	Blade Down		Blade Up	Blade Down		
2 m (6.6 ft)	Standard Stick	kg (lb)				240 (535)	336 (744)	255 (569)	3.1 (10.0)
	Long Stick	kg (lb)				217 (484)	268 (593)	231 (515)	3.3 (10.8)
1.5 m (4.9 ft)	Standard Stick	kg (lb)	442 (946)	442 (946)	442 (946)	212 (469)	329 (726)	225 (499)	3.3 (10.8)
	Long Stick	kg (lb)				193 (428)	265 (585)	206 (457)	3.5 (11.7)
1 m (3.3 ft)	Standard Stick	kg (lb)	449 (970)	775 (1,644)	474 (1,023)	197 (436)	336 (740)	211 (465)	3.4 (11.7)
	Long Stick	kg (lb)	455 (982)	636 (1,351)	480 (1,035)	181 (399)	273 (600)	194 (427)	3.6 (12.5)
0 m (0 ft)	Standard Stick	kg (lb)	413 (890)	938 (2,018)	438 (944)	197 (434)	398 (877)	210 (464)	3.4 (11.7)
	Long Stick	kg (lb)	408 (879)	946 (2,031)	433 (933)	179 (395)	323 (712)	192 (424)	3.6 (11.7)

**Maximum Weight includes steel tracks, canopy, operator, full fuel tank, expanded undercarriage, and no bucket.

1-2 Ton Mini Hydraulic Excavators Specifications

Dimensions – 301.8

All dimensions are approximate.



	Standard Stick	Long Stick
1 Dig Depth	2370 mm (93.3 in)	2570 mm (101.2 in)
2 Vertical Wall	1850 mm (72.8 in)	1940 mm (76.4 in)
3 Maximum Reach at Ground Level	3800 mm (149.6 in)	3960 mm (155.9 in)
4 Maximum Reach	4110 mm (161.8 in)	4270 mm (168.1 in)
5 Maximum Dig Height	3550 mm (139.8 in)	3620 mm (142.5 in)
6 Maximum Dump Clearance	2560 mm (100.8 in)	2640 mm (103.9 in)
7 Boom in Reach	1420 mm (55.9 in)	1420 mm (55.9 in)
8 Tail Swing	995 mm (39.2 in)	995 mm (39.2 in)
9 Maximum Blade Height	270 mm (10.6 in)	270 mm (10.6 in)
10 Maximum Blade Depth	265 mm (10.4 in)	265 mm (10.4 in)
11 Boom Height in Shipping Position	1070 mm (42.1 in)	1020 mm (40.2 in)
12 Overall Shipping Height	2300 mm (90.6 in)	2300 mm (90.6 in)
13 Swing Bearing Height	442 mm (17.4 in)	442 mm (17.4 in)
14 Overall Undercarriage Length	1590 mm (62.6 in)	1590 mm (62.6 in)
15 Overall Shipping Length†	3720 mm (146.5 in)	3710 mm (146.1 in)
16 Boom Swing Right	50 degrees	50 degrees
17 Boom Swing Left	65 degrees	65 degrees
18 Track Belt/Shoe Width	230 mm (9.1 in)	230 mm (9.1 in)
19 Track Width		
Retracted	990 mm (39.0 in)	990 mm (39.0 in)
Expanded	1300 mm (51.18 in)	1300 mm (51.18 in)
20 Minimum Ground Clearance Below Undercarriage	150 mm (5.9 in)	150 mm (5.9 in)
21 Stick Length	960 mm (37.8 in)	1160 mm (45.7 in)

†Overall Shipping Length depends on blade position during shipment.

1-2 Ton Mini Hydraulic Excavators Specifications

Lift Capacities – 301.8

Lift Capacities – Minimum Configuration*

Lift Point Height			2 m (6.6 ft)			Lift Point Radius (Maximum)			
			Over Front		Over Side	Over Front		Over Side	m (ft)
			Blade Up	Blade Down		Blade Up	Blade Down		
2 m (6.6 ft)	Standard Stick	kg (lb)				320 (712)	377 (833)	230 (512)	3.0 (10.0)
	Long Stick	kg (lb)				291 (647)	302 (667)	208 (463)	3.2 (10.8)
1.5 m (4.9 ft)	Standard Stick	kg (lb)	502 (1,078)	502 (1,078)	417 (900)	284 (628)	370 (816)	203 (450)	3.2 (10.8)
	Long Stick	kg (lb)	379 (820)	379 (820)	379 (820)	261 (577)	300 (660)	186 (411)	3.4 (11.7)
1 m (3.3 ft)	Standard Stick	kg (lb)	568 (1,224)	718 (1,536)	393 (850)	266 (587)	379 (834)	190 (419)	3.3 (11.7)
	Long Stick	kg (lb)	573 (1,234)	627 (1,342)	397 (857)	245 (542)	308 (678)	174 (384)	3.5 (11.7)
0 m (0 ft)	Standard Stick	kg (lb)	533 (1,148)	811 (1,750)	362 (782)	267 (588)	389 (857)	189 (417)	3.3 (10.8)
	Long Stick	kg (lb)	528 (1,138)	818 (1,762)	357 (772)	245 (539)	364 (802)	172 (379)	3.5 (11.7)

*Minimum Weight includes rubber tracks, canopy, operator, full fuel tank, fixed undercarriage, and no bucket.

Lift Capacities – Maximum Configuration**

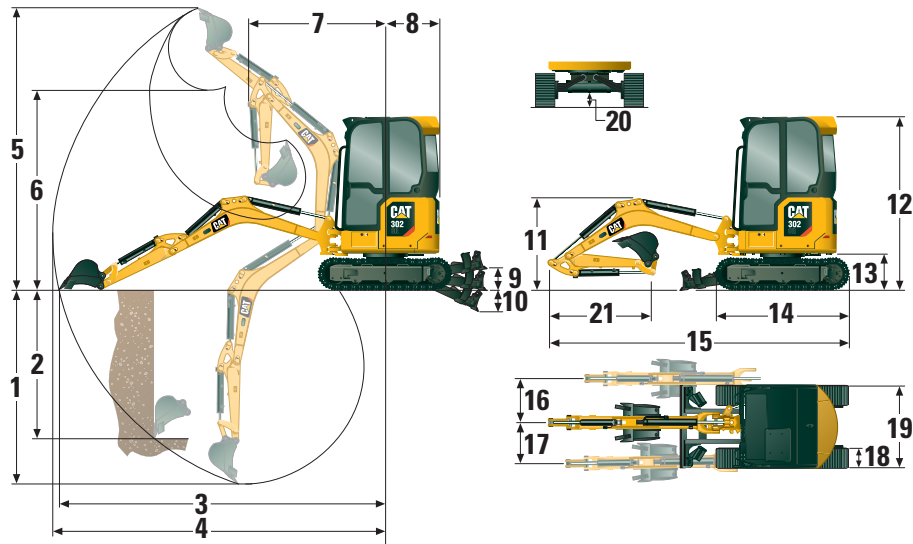
Lift Point Height			2 m (6.6 ft)			Lift Point Radius (Maximum)			
			Over Front		Over Side	Over Front		Over Side	m (ft)
			Blade Up	Blade Down		Blade Up	Blade Down		
2 m (6.6 ft)	Standard Stick	kg (lb)				377 (833)	377 (833)	377 (833)	3.0 (10.0)
	Long Stick	kg (lb)				302 (667)	302 (667)	302 (667)	3.2 (10.8)
1.5 m (4.9 ft)	Standard Stick	kg (lb)	502 (1,078)	502 (1,078)	502 (1,078)	341 (754)	370 (816)	354 (783)	3.2 (10.8)
	Long Stick	kg (lb)	379 (820)	379 (820)	379 (820)	300 (660)	300 (660)	300 (660)	3.4 (11.7)
1 m (3.3 ft)	Standard Stick	kg (lb)	675 (1,456)	718 (1,536)	696 (1,501)	321 (708)	379 (834)	333 (736)	3.3 (11.7)
	Long Stick	kg (lb)	627 (1,342)	627 (1,342)	627 (1,342)	297 (655)	308 (678)	308 (678)	3.5 (11.7)
0 m (0 ft)	Standard Stick	kg (lb)	640 (1,379)	811 (1,750)	662 (1,426)	323 (711)	389 (857)	335 (739)	3.3 (10.8)
	Long Stick	kg (lb)	636 (1,370)	818 (1,762)	657 (1,416)	297 (655)	364 (802)	309 (682)	3.5 (11.7)

**Maximum Weight includes steel tracks, canopy, operator, full fuel tank, expanded undercarriage, and no bucket.

1-2 Ton Mini Hydraulic Excavators Specifications

Dimensions – 302 CR

All dimensions are approximate.



	Standard Stick	Long Stick
1 Dig Depth	2370 mm (93.3 in)	2570 mm (101.2 in)
2 Vertical Wall	1850 mm (72.8 in)	1940 mm (76.4 in)
3 Maximum Reach at Ground Level	4040 mm (159.1 in)	4210 mm (165.7 in)
4 Maximum Reach	4110 mm (161.8 in)	4270 mm (168.1 in)
5 Maximum Dig Height	3550 mm (139.8 in)	3620 mm (142.5 in)
6 Maximum Dump Clearance	2560 mm (100.8 in)	2640 mm (103.9 in)
7 Boom in Reach	1660 mm (65.4 in)	1660 mm (65.4 in)
8 Tail Swing	750 mm (29.5 in)	750 mm (29.5 in)
9 Maximum Blade Height	285 mm (11.2 in)	285 mm (11.2 in)
10 Maximum Blade Depth	295 mm (11.6 in)	295 mm (11.6 in)
11 Boom Height in Shipping Position	1070 mm (42.1 in)	1020 mm (40.2 in)
12 Overall Shipping Height	2300 mm (90.6 in)	2300 mm (90.6 in)
13 Swing Bearing Height	442 mm (17.4 in)	442 mm (17.4 in)
14 Overall Undercarriage Length	1850 mm (72.8 in)	1850 mm (72.8 in)
15 Overall Shipping Length†	3900 mm (153.5 in)	3880 mm (152.8 in)
16 Boom Swing Right	50 degrees	50 degrees
17 Boom Swing Left	65 degrees	65 degrees
18 Track Belt/Shoe Width	250 mm (9.8 in)	250 mm (9.8 in)
19 Track Width		
Retracted	1090 mm (42.9 in)	1090 mm (42.9 in)
Expanded	1400 mm (55.12 in)	1400 mm (55.12 in)
20 Minimum Ground Clearance Below Undercarriage	150 mm (5.9 in)	150 mm (5.9 in)
21 Stick Length	960 mm (37.8 in)	1160 mm (45.7 in)

†Overall Shipping Length depends on blade position during shipment.

1-2 Ton Mini Hydraulic Excavators Specifications

Lift Capacities – 302 CR

Lift Capacities – Minimum Configuration*

Lift Point Height			2 m (6.6 ft)			Lift Point Radius (Maximum)			
			Over Front		Over Side	Over Front		Over Side	m (ft)
			Blade Up	Blade Down		Blade Up	Blade Down		
2 m (6.6 ft)	Standard Stick	kg (lb)				346 (769)	376 (831)	294 (654)	3.3 (10.8)
	Long Stick	kg (lb)				301 (665)	301 (665)	269 (598)	3.5 (11.7)
1.5 m (4.9 ft)	Standard Stick	kg (lb)	549 (1,161)	549 (1,161)	549 (1,161)	311 (687)	370 (817)	264 (584)	3.5 (11.7)
	Long Stick	kg (lb)				287 (635)	300 (661)	243 (539)	3.7 (12.5)
1 m (3.3 ft)	Standard Stick	kg (lb)	711 (1,532)	906 (1,915)	586 (1,265)	293 (648)	380 (836)	249 (550)	3.6 (12.5)
	Long Stick	kg (lb)	720 (1,549)	771 (1,628)	594 (1,280)	272 (600)	309 (680)	230 (508)	3.8 (12.5)
0 m (0 ft)	Standard Stick	kg (lb)	675 (1,450)	959 (2,067)	552 (1,189)	296 (653)	388 (856)	251 (553)	3.5 (11.7)
	Long Stick	kg (lb)	668 (1,437)	988 (2,123)	546 (1,176)	273 (602)	366 (806)	230 (508)	3.7 (12.5)

*Minimum Weight includes rubber tracks, canopy, operator, full fuel tank, expanded undercarriage, and no bucket.

Lift Capacities – Maximum Configuration**

Lift Point Height			2 m (6.6 ft)			Lift Point Radius (Maximum)			
			Over Front		Over Side	Over Front		Over Side	m (ft)
			Blade Up	Blade Down		Blade Up	Blade Down		
2 m (6.6 ft)	Standard Stick	kg (lb)				377 (833)	377 (833)	344 (766)	3.3 (10.8)
	Long Stick	kg (lb)				302 (667)	302 (667)	302 (667)	3.5 (11.7)
1.5 m (4.9 ft)	Standard Stick	kg (lb)	526 (1,444)	526 (1,444)	526 (1,444)	361 (799)	370 (816)	309 (684)	3.5 (11.7)
	Long Stick	kg (lb)				300 (660)	300 (660)	286 (633)	3.7 (12.5)
1 m (3.3 ft)	Standard Stick	kg (lb)	820 (1,765)	890 (1,880)	680 (1,466)	341 (753)	379 (834)	292 (644)	3.6 (12.5)
	Long Stick	kg (lb)	749 (1,582)	749 (1,582)	687 (1,482)	308 (678)	308 (678)	271 (598)	3.8 (12.5)
0 m (0 ft)	Standard Stick	kg (lb)	781 (1,678)	964 (2,078)	644 (1,386)	343 (757)	389 (857)	293 (646)	3.5 (11.7)
	Long Stick	kg (lb)	775 (1,666)	992 (2,129)	638 (1,373)	318 (700)	364 (802)	271 (596)	3.7 (12.5)

**Maximum Weight includes steel tracks, canopy, operator, full fuel tank, expanded undercarriage, and no bucket.

Standard Equipment

Standard Equipment

Standard equipment may vary. Consult your Cat dealer for details.

ENGINE

- Cat C1.1 Engine (U.S. EPA Tier 4 Final/ EU Stage V)
- Automatic Engine Idle
- Automatic Engine Shutdown
- Automatic Two Speed Travel
- Fuel Water Separator
- Power on Demand (not available in all regions)
- Variable Displacement Piston Pump
- Load Sensing/Flow Sharing Hydraulics

HYDRAULICS

- Smart Tech Electronic Pump
- Accumulator
- Automatic Swing Brake
- Auxiliary Hydraulic Lines
- One and Two Way Auxiliary Flow
- Continuous Auxiliary Flow
- Auxiliary Line Quick Disconnects

OPERATOR ENVIRONMENT

- Canopy Only (301.5, 301.7 CR)
- Cab Only (301.6)
- Choice of Cab or Canopy (301.8, 302 CR)
- ROPS – ISO 12117-2:2008
- TOPS – ISO 12117:1997
- Top Guard – ISO 10262:1998 (Level I)
- Next Generation Standard LCD Monitor
- Machine Security – Standard Key with Pass Code or Push to Start with Fob
- Adjustable Wrist Rests
- Vinyl Seat (with or without suspension) (301.5, 301.7 CR)
- Fabric or Vinyl Seat (301.6, 301.8, 302 CR)
- Retractable High Visibility Seat Belt (75 mm/3 in)
- Coat Hook
- Cup Holder
- Storage Pocket
- Skylight
- Washable Floor Mat
- Travel Pedals and Levers
- Next Generation Stick Steer
- Hydraulic Lockout – All Controls
- Machine 2-Point Lifting
- Tilt-up Canopy

UNDERCARRIAGE

- Fixed or Expandable Undercarriage (Fixed Undercarriage not available on 301.7 CR)
- Rubber Belt or Steel Track (230 mm/ 9 in wide) (301.5, 301.6, 301.7 CR)
- Rubber Belt or Steel Track (250 mm/ 9.8 in wide) (301.8, 302 CR)
- Dozer Blade with Float
- Tie Downs on Track Frame

BOOMS, STICKS AND LINKAGES

- One Piece Boom (1780 mm/70 in) (301.5, 301.6, 301.7 CR)
- One Piece Boom (1850 mm/73 in) (301.8, 302 CR)
- Standard Stick (960 mm/37.8 in) or Long Stick (1160 mm/45.7 in)
- Front Shovel Capable (Pin-On/Manual Coupler/Hydraulic Coupler – not available in all regions)
- Thumb Ready (not available in all regions)
- Certified Lifting Eye (not available in all regions)

ELECTRICAL

- 12 Volt Battery
- Software (machine and monitor)
- Maintenance Free Battery
- Warning Horn
- 12 Volt Power Socket
- Boom Light, Halogen
- Pattern Changer

Optional Equipment

Optional equipment may vary. Consult your Cat dealer for details.

OPERATOR ENVIRONMENT

- Mirrors Left and Right

ELECTRICAL

- Product Link™
- LED Front Lights
- LED Front and Rear Lights
- LED Boom Light
- Battery Disconnect

OTHER

- Attachments including Buckets, Augers and Hammers
- Travel Alarm (standard in some regions)
- Water Jacket Heater
- Eco Drain
- Guard, Canopy
- Guard, Mesh

- Quick Coupler Lines
- Thumb Bracket (standard in some regions)
- Secondary Auxiliaries
- Bio Oil Capable
- No Travel Pedals and Levers
- Boom Lowering Check Valve
- Stick Lowering Check Valve

For more complete information on Cat products, dealer services, and industry solutions, visit us on the web at www.cat.com

AEHQ8189-00 (03-2019)
(EAME, Australia/New Zealand)

© 2019 Caterpillar
All rights reserved

Materials and specifications are subject to change without notice. Featured machines in photos may include additional equipment. See your Cat dealer for available options.

CAT, CATERPILLAR, LET'S DO THE WORK, their respective logos, "Caterpillar Yellow", the "Power Edge" and Cat "Modern Hex" trade dress as well as corporate and product identity used herein, are trademarks of Caterpillar and may not be used without permission.

