

313 GC

HYDRAULIC EXCAVATOR



Engine Power (ISO 14396)
Operating Weight

55.4 kW (74 hp)
13 800 kg (30,400 lbs)

Meets U.S. EPA Tier 4 Final and EU Stage V emission standards.



THE NEW CAT[®] 313 GC

EASY TO OWN, OPERATE, MAINTAIN

The 313 GC excavator matches its performance to your job. A new, larger cab with an ergonomic layout keeps you comfortable all shift long. Combined with fuel saving features, longer maintenance intervals, and simplified maintenance points, the 313 GC provides the reliability you expect at the low cost-per-hour you need.



NEXT GENERATION EXCAVATORS

Your business is more competitive than ever. Ready to help make your business stronger, Cat[®] Next Generation excavators give you new ways to get the most work done at a cost that fits your business.

- + MORE MODEL OPTIONS
- + MORE FUEL SAVING FEATURES
- + MORE WAYS TO BOOST EFFICIENCY



UP TO **25% LESS** MAINTENANCE COSTS



**LESS MAINTENANCE,
MORE PROFITABILITY**

NOTE: COMPARISON IS BASED ON THE 313 GC vs 313F.

LOWER FUEL CONSUMPTION BY UP TO 10% ¹

Two power modes – Power mode and Smart mode – help manage fuel consumption.

LOWER MAINTENANCE COSTS BY UP TO 25% ¹

Extended maintenance intervals increase uptime and reduce costs.

WORK IN COMFORT

A larger cab, wider seat, and easy-to-reach controls keep you comfortable all shift long.

¹ Compared to the 313F

CAT EQUIPMENT MANAGEMENT TECHNOLOGY TAKES THE GUESSWORK OUT OF MANAGING YOUR EQUIPMENT

Cat Equipment Management telematics technology helps take the complexity out of managing your jobsites by gathering data generated by your equipment, materials, and people and serving it up to you in customizable formats.



PRODUCT LINK™

Product Link collects data automatically and accurately from your assets – any type and any brand. Information such as location, hours, fuel usage, productivity, idle time, maintenance alerts, diagnostic codes, and machine health can be viewed online through web and mobile applications.



VISIONLINK®

Access information anytime, anywhere with VisionLink. Use it to make informed decisions that boost productivity, lower costs, simplify maintenance, and improve safety and security on your jobsite. With different subscription level options, your Cat dealer can help you configure exactly what you need to connect your fleet and manage your business without paying for extras you don't want. Subscriptions are available with cellular or satellite reporting (or both).

LOWER MAINTENANCE COSTS
UP TO 25%



DO MORE. PAY LESS.

With extended and more synchronized maintenance intervals, you get more done at a lower cost. Meet emission standards without the ongoing expenditures of diesel exhaust fluid (DEF). This along with consolidated filter locations makes servicing your machine faster and easier.

INFORMATION AT YOUR FINGERTIPS

View operating information such as fuel and oil levels as well as critical service alerts on the in-cab touchscreen monitor. Your machine's filter life and maintenance intervals are also trackable on the in-cab monitor.

NEW LONGER LASTING FILTERS

The new hydraulic oil filter provides improved filtration performance, anti-drain valves to keep oil clean when the filter is replaced, and a 3,000-hour replacement interval – 50 percent longer than previous filter designs.

CAB TAKES THE HARD OUT OF WORK

Comfort and movement efficiency help keep operators productive and alert all shift long. Ergonomic control layout reduces twists and turns in the seat. The standard seat is wide and adjustable for operators of virtually any size.

ALL-AROUND VISIBILITY

Enlarged windows and improved machine layout increase visibility from the seat of the cab. Standard rearview and right-side-view cameras always keep operators aware of their surroundings. Powerful, long-lasting LED lights consume minimal power, keeping you safe while working in the dark.

ISO-CERTIFIED ROPS CAB KEEPS YOU SAFE

The ISO-certified ROPS cab is sound suppressed and sealed. The large windows and lower front, right, and rear profile of the machine give outstanding visibility to the work area without the strain of constantly leaning forward.

EASY ACCESS, CONNECTIVITY, AND STORAGE

Several built-in convenience features make work more comfortable for operators.

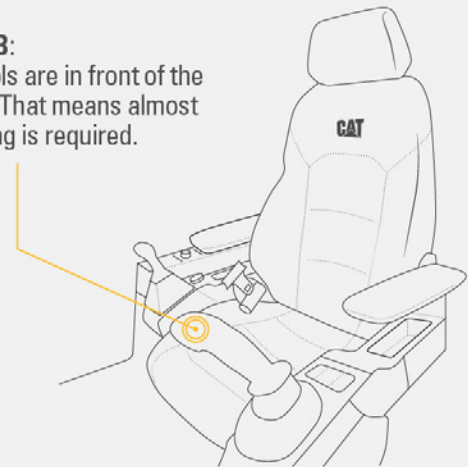
- + BLUETOOTH® INTEGRATED RADIO
- + USB PORTS FOR CHARGING AND PHONE CONNECTIVITY
- + 12V DC OUTLETS AND AUX PORT
- + STORAGE IN REAR, OVERHEAD, AND CONSOLE COMPARTMENTS
- + CUP AND BOTTLE HOLDERS

WE'VE GOT YOUR BACK.

BACK PAIN IS ONE OF THE MOST COMMON REASONS PEOPLE MISS WORK.*

NEW CAB:

All controls are in front of the operator. That means almost no twisting is required.



OLD CAB: 2,000+ twists a year to reach controls in back of cab that can strain your back.

ASSUME 1 TWIST PER HOUR
1 TWIST x 8-HOUR WORKDAY = 8 TWISTS PER DAY
8 TWISTS x 5 WORKDAYS PER WEEK = 40 TWISTS PER WEEK
40 TWISTS x 52 WEEKS PER YEAR = **2,080 TWISTS PER YEAR**

*SOURCE: [HTTPS://WWW.NINDS.NIH.GOV/DISORDERS/PATIENT-CAREGIVER-EDUCATION/FACT-SHEETS/LOW-BACK-PAIN-FACT-SHEET](https://www.ninds.nih.gov/disorders/patient-caregiver-education/fact-sheets/low-back-pain-fact-sheet)



NEW SMART MODE

The new Smart mode automatically adjusts engine and hydraulic power for the highest fuel efficiency – less power for tasks such as swinging and more power for digging.



KEYLESS PUSH TO START

The 313 GC uses a keyless push-button engine start. This adds security for the machine by using Operator ID codes to limit and track machine access. Codes can be entered manually, via an optional Bluetooth key fob.



CUSTOMIZABLE JOYSTICKS

Joystick function can be customized through the monitor. Joystick pattern as well as response speed can be set to match operator preferences. All preferences are saved with the Operator ID and restored at log in. Make moving the excavator much easier with Cat Stick Steer. Simply push a button and use one hand to travel and turn instead of both hands or feet on levers or pedals.



TOUCHSCREEN MONITOR

Most machine settings can be controlled through the high-resolution 203 mm/8-inch touchscreen monitor. It offers 42 languages and is easy to read from the seat.

LOOK OUT FOR YOUR PEOPLE AND EQUIPMENT

SAFETY FEATURES

GROUND-LEVEL DAILY MAINTENANCE

All daily maintenance checks can be performed from ground level, making maintenance faster, easier, and safer. Checkpoints include the engine oil dipstick, fuel water separator, fuel tank water and sediment drains, and cooling system coolant level check.

SECURE START

Use your PIN code on the monitor or the optional Bluetooth key fob to enable the push-button starting feature.

UPPER PLATFORM ACCESS

New right service platform design provides easy, safe, and quick access to upper service platform; the service platform steps use anti-skid punch plate to help prevent slipping.



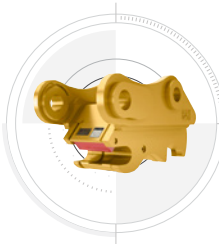
INCREASE YOUR PRODUCTIVITY AND PROFIT WITH CAT ATTACHMENTS

Easily expand the performance of your machine by using any of the variety of Cat attachments. Each Cat attachment is designed to fit the weight and horsepower of Cat excavators for improved performance, safety, and stability.

**CW-DEDICATED
COUPLERS**



**PIN GRABBER
COUPLERS**



HYDRAULIC HAMMERS




**PREVENT HAMMER
WEAR AND TEAR**

Protect your hammer from overworking. Auto hammer stop warns you after 15 seconds of continuous firing and then automatically shuts it off after 30 seconds – all to prevent wear and tear on the attachment and excavator.

CAT LOCATOR

The Cat PL161 Attachment Locator is a Bluetooth device that makes finding your attachments and other gear quick and easy. The Cat app on your phone will locate the device automatically.



GRAPPLES



SHEARS




**VIBRATORY PLATE
COMPACTORS**



MULCHERS



THUMBS



**GENERAL DUTY
BUCKETS**



**HEAVY DUTY
BUCKETS**



**DITCH CLEANING
TILT BUCKETS**



TECHNICAL SPECIFICATIONS

See cat.com for complete specifications.

ENGINE		
Engine Model	Cat C3.6	
Engine Power – ISO 14396	55.4 kW	74 hp
Engine Power – ISO 9249	54.3 kW	73 hp
Bore	98 mm	4 in
Stroke	120 mm	5 in
Displacement	3.6 L	220 in ³

HYDRAULIC SYSTEM		
Main System – Maximum Flow	247 L/min	65 gal/min
Maximum Pressure – Equipment	35 000 kPa	5,075 psi
Maximum Pressure – Travel	35 000 kPa	5,075 psi
Maximum Pressure – Swing	26 000 kPa	3,770 psi

SWING MECHANISM		
Swing Speed	11.5 rpm	
Maximum Swing Torque	35 kN·m	25,888 lbf·ft

WEIGHTS		
Operating Weight	13 800 kg	30,400 lb
<ul style="list-style-type: none"> • Reach boom, R3.0 (9'10") stick, GD 0.53 m³ (0.69 yd³) bucket, 700 mm (28") triple grouser shoes, and 2470 kg (5,445 lb) counterweight. 		

SERVICE REFILL CAPACITIES		
Fuel Tank	258 L	68.2 gal
Cooling System	15 L	4.0 gal
Engine Oil	8 L	2.1 gal
Final Drive	3 L	0.8 gal
Hydraulic System (including tank)	85 L	22.5 gal
Hydraulic Tank	70 L	18.5 gal

DIMENSIONS		
Boom	Reach 4.65 m (15'3")	
Stick	Reach R3.0 m (9'10")	
Bucket	GD 0.53 m ³ (0.69 yd ³)	
Shipping Height (top of cab)	2810 mm	9'2"
Handrail Height	2810 mm	9'2"
Shipping Length	7780 mm	25'6"
Shipping Length (with blade)	8050 mm	26'4"
Tail Swing Radius	2190 mm	7'2"
Counterweight Clearance	916 mm	3'0"
Ground Clearance	446 mm	1'5"
Track Length	3750 mm	12'3"
Length to Center of Rollers	3040 mm	9'11"
Track Gauge	1990 mm	6'6"
Transport Width – 500 mm (20") shoe	2490 mm	8'2"

WORKING RANGES AND FORCES		
Boom	Reach 4.65 m (15'3")	
Stick	Reach R3.0 m (9'10")	
Bucket	GD 0.53 m ³ (0.69 yd ³)	
Maximum Digging Depth	6040 mm	19'9"
Maximum Reach at Ground Line	8660 mm	28'4"
Maximum Cutting Height	8830 mm	28'11"
Maximum Loading Height	6420 mm	21'0"
Minimum Loading Height	1600 mm	5'2"
Maximum Depth Cut for 2440 mm (8'0") Level Bottom	5860 mm	19'2"
Maximum Vertical Wall Digging Depth	5190 mm	17'0"
Minimum Working Equipment Radius	2570 mm	8'5"
Bucket Digging Force (ISO)	98.67 kN	22,180 lbf
Stick Digging Force (ISO)	59.29 kN	13,330 lbf

AIR CONDITIONING SYSTEM		
<ul style="list-style-type: none"> • The air conditioning system on this machine contains the fluorinated greenhouse gas refrigerant R134a (Global Warming Potential = 1430). The system contains 0.85 kg of refrigerant which has a CO₂ equivalent of 1.216 metric tonnes. 		

STANDARD & OPTIONAL EQUIPMENT

Standard and optional equipment may vary. Consult your Cat dealer for details.

BOOMS AND STICKS	STANDARD	OPTIONAL
4.65 m (15'3") Reach boom	•	
R2.5 m (8'2") stick		• ¹
R2.8 m (9'2") stick		• ²
R3.0 m (9'10") stick		•
CAB	STANDARD	OPTIONAL
ROPS, sound suppression	•	
Comfort cab: mechanical suspension seat, 203 mm (8") touchscreen monitor	•	
Cat Stick Steer		•
CAT TECHNOLOGIES	STANDARD	OPTIONAL
Cat Product Link	•	
Auto hammer stop	•	
ELECTRICAL SYSTEM	STANDARD	OPTIONAL
Maintenance-free battery	•	
LED chassis light, left-side boom light, cab lights	•	
LED right-side boom light		•
Programmable time-delay LED working lights	•	
360° lighting		•
ENGINE	STANDARD	OPTIONAL
C3.6 Tier 4 Final/Stage V diesel engine	•	
Automatic engine speed control	•	
Auto engine shutdown	•	
52°C (125°F) high-ambient cooling capacity without derate	•	
-18°C (0°F) cold start capability	•	
Electric fuel priming pump	•	
Variable speed fan	•	
Single fuel filtration system	•	
Double element air filter with integrated precleaner	•	

HYDRAULIC SYSTEM	STANDARD	OPTIONAL
Boom and stick regeneration circuits	•	
Auto hydraulic warmup	•	
Auto two-speed travel	•	
Electric main control valve	•	
Boom and stick drift reduction valve	•	
Boom and stick lowering check valves		•
Medium-pressure line		•
High-pressure line		•
Quick coupler line		•
SAFETY AND SECURITY	STANDARD	OPTIONAL
Rear- and right-side-view cameras	•	
Hydraulic lockout lever	•	
Ground-level engine shutoff switch	•	
Service platform with anti-skid plate and countersunk bolts	•	
Signaling/warning horn	•	
SERVICE AND MAINTENANCE	STANDARD	OPTIONAL
Grouped engine oil and fuel filters	•	
Side entry to service platform	•	
Ground-level engine oil dipstick	•	
S•O•S SM sampling ports	•	
UNDERCARRIAGE AND STRUCTURES	STANDARD	OPTIONAL
Grease lubricated track link	•	
ISO 15818 tie down points on base frame	•	
500 mm (20") triple grouser shoes		•
500 mm (20") triple grouser shoes with rubber pad		•
600 mm (24") rubber shoes		•
600 mm (24") triple grouser shoes		•
700 mm (28") triple grouser shoes		•
770 (30") triple grouser shoes ³		•
2470 kg (5,445 lb) counterweight	•	
2500 mm (8'2") blade		•
2600 mm (8'6") blade		•
2700 mm (8'10") blade		•

¹All regions except North America

²North America only

³Europe only

Not all features are available in all regions. Please check with your local Cat dealer for specific offering availability in your area.
For additional information, refer to the Technical Specifications brochures for the 313 GC available at www.cat.com or your Cat dealer.

For more complete information on Cat products, dealer services and industry solutions, visit us on the web at www.cat.com.

VisionLink is a trademark of Trimble Navigation Limited, registered in the United States and in other countries.

Materials and specifications are subject to change without notice. Featured machines in photos may include additional equipment. See your Cat dealer for available options.

© 2021 Caterpillar. All Rights Reserved. CAT, CATERPILLAR, LET'S DO THE WORK, their respective logos, Product Link, S•O•S, "Caterpillar Corporate Yellow", the "Power Edge" and Cat "Modern Hex" trade dress as well as corporate and product identity used herein, are trademarks of Caterpillar and may not be used without permission.

www.cat.com www.caterpillar.com

PEDJ0468-01
Replaces: PEDJ0468-00
Build Number: 07C
(N Am, Eur, Turkey)

