

303.5D CR, 304D CR, 305D CR, 305.5D CR

Mini Hydraulic Excavators



	303.5D CR	304D CR	305D CR	305.5D CR
Engine				
Engine Model	Mitsubishi S3Q2	Mitsubishi S3Q2-T	Mitsubishi S4Q2	Mitsubishi S4Q2-T
Net Power (ISO 9249)	22 kW (30 hp)	29 kW (39 hp)	31 kW (42 hp)	35 kW (47 hp)
Weights				
Operating Weight with Canopy	3540 kg (7,800 lb)	3855 kg (8,500 lb)	4995 kg (11,012 lb)	5305 kg (11,696 lb)
Operating Weight with Cab	3700 kg (8,160 lb)	4015 kg (8,852 lb)	5155 kg (11,365 lb)	5465 kg (12,048 lb)
Operating Specifications				
Maximum Dig Depth	3180 mm (10'4")	3430 mm (11'3")	3670 mm (12'1")	3870 mm (12'8")

Features

Comfortable Operation

Spacious operator station provides a comfortable working environment with easy-to-use, fingertip controls for the boom swing and auxiliary hydraulic functions.

Compact Radius Design

The machine's compact design lets you work easily in confined areas. New to the D-Series, the 303.5D CR and the 304D CR feature a zero tail swing (ZTS) design, keeping the radius of the upper body within the width of the undercarriage.

Superior Performance

High digging forces and fast cycle times boost your productivity. All four models feature a closed-center, load-sensing hydraulic system providing smooth, powerful performance and increased fuel efficiency.

Work Tools

Increase the versatility of your machine with Cat® Work Tools.

Durable Undercarriage

Rubber track undercarriage allows you to work on multiple surfaces without damaging either the surface or the machine. Steel tracks and steel tracks with rubber pads are also available depending on your application.



Contents

Operator Station.....	3
Performance	4
Compact Radius, Zero Tail Swing.....	5
Coupler and Work Tool Options.....	6
Dozer Blade.....	7
Undercarriage	7
Serviceability	8
Customer Support.....	8
Specifications.....	9
Standard Equipment.....	15
Optional Equipment.....	15

The Cat® D-Series Mini Hydraulic Excavators deliver high performance in a compact size to help you work in the tightest applications. All four models feature a large, integrated counterweight and improved stability while maintaining a compact radius design. Spacious operator station and ergonomic, easy-to-use controls keep you comfortable throughout the work day. Powerful digging forces, fast cycle times and increased stability lead to more production, helping you get more done and improve your bottom line.

Operator Station

Superior comfort to keep you productive throughout the work day.

Comfortable Working Environment

Spacious and comfortable operator station with excellent visibility and legroom keeps the operator comfortable and reduces fatigue. Standard features include:

- Reclining suspension seat with adjustable wrist rests.
- Pilot operated controls on all services including travel levers and dozer functions.
- Two post canopy design for better visibility to the work area.
- A pattern control changer (not available in all regions) is accessible from the cab to switch between excavator and backhoe style controls.
- Ample storage space under the seat that can be locked for added security.

Optional Enclosed Cab

For even greater operator comfort, an enclosed cab is available as an option and features:

- Sealed cab with heat and optional air conditioning to keep you comfortable in a wide range of conditions.
- Radio ready with speakers and easy radio installation.
- Removable lower front window and sliding windows for excellent overall visibility.
- Gas assisted front window slides up with minimal effort.
- Sliding door system offers good access and maintains the machine's compact dimensions, reducing the risk of damage.

Joystick Controls

The boom swing and auxiliary hydraulic functions are located at your fingertips providing smooth, easy operation. These joystick mounted controls deliver more productivity through precise movement of the boom swing and auxiliary functions. They also eliminate foot pedals and free up the floor for more room for the operator's feet.

100% pilot controls provide consistent flow and pressure throughout the life of the machine. This also allows all controls to be locked out while starting the machine and when the safety lockout bar is in the up position.



Performance

Powerful digging with precise control.



Stability

All four D-Series models feature increased stability over the previous series, while maintaining the compact radius design. This increased stability leads to more productivity and versatility through the use of heavier work tools and the optional long stick.

Fast, Powerful Digging with Load Sensing Hydraulics

High digging forces and fast cycle times deliver the productivity that your job demands. Load sensing hydraulics optimize flow for smooth, powerful performance and increased fuel efficiency.

Engine

High performance power train provides optimized engine horsepower and strong performance. Engine meets U.S. EPA Tier 4 Interim and EU Stage IIIA emissions requirements. Automatic engine idle automatically lowers engine revolutions when not in use to conserve fuel and lower environmental noise and emissions. The D-Series models feature an engine kill switch conveniently located in the cab and accessible from ground level.

Automatic Two Speed

With the standard automatic two speed feature, the machine will automatically balance high speed and torque travel requirements based on the conditions to give the operator the optimum speed and control. The machine can be put in low gear if slower travel is desired while in tight conditions.

200 Degree Bucket Rotation

Industry leading bucket rotation of over 200 degrees provides greater material retention during truck loading. It also allows for easier vertical wall digging without having to reposition the machine.





Compact Radius, Zero Tail Swing

Work in the tightest areas.

Compact Radius

The compact radius design gives greater machine versatility and the capability to work within confined areas. This allows the operator to concentrate on the work being done without having to worry about damaging the back of the machine or other job site obstacles. On the 305D CR and the 305.5D CR, the upper body stays within 140 mm (5.5 in) of the undercarriage.

Zero Tail Swing

New to the D-Series, the 303.5D CR and the 304D CR models feature a zero tail swing design. On these models, the radius of the upper body stays entirely within the width of the undercarriage.

Coupler and Work Tool Options

New coupler design and multiple work tools increase versatility.



Couplers

The D-Series couplers have a new design with a choice of either a mechanical pin-grabber or the new hydraulic pin-grabber quick coupler option. The new design uses a wedge to keep the tool secure to the coupler, reducing wear and maintaining a tight fit through the life of the coupler. The new hydraulic coupler option allows the operator to change tools without leaving the comfort of the cab. Hydraulic quick coupler lines are available from the factory as an option.

Wide Range of Work Tools

A wide range of Cat Work Tools have been designed specifically for the Cat Mini Hydraulic Excavators to maximize machine performance. Available work tools include:

- Buckets (heavy duty and heavy duty capacity)
- Tilting, Ditch Cleaning Buckets
- Hydraulic Hammers
- Augers
- Thumbs (not available in all regions)
- Vibratory Compactors
- Shears (boom mounted on 305D CR/305.5D CR only)
- Quick Coupler

Standard Thumb Ready Sticks (optional in Europe)

Machines come standard with stick mounted brackets, ready to fit a hydraulic thumb for even greater machine versatility. A factory installed bracket and relief valve make hydraulic thumb installation simple and cost-effective.

Standard Auxiliary Lines and Accumulator

One-way and two-way auxiliary lines (combined function), including quick connections, are fitted as standard equipment so the machine comes ready to work. A standard accumulator allows for auxiliary pressure to be released, making connecting and disconnecting work tools safer and easier.

Dozer Blade

Standard dozer blade maximizes productivity.

Simple Dozer Control with Float Function

The dozer function is pilot controlled from inside the cab, providing smooth, proportional operation. The standard float function is enabled by pushing the lever fully forward into the detent position. Cleanup and backfilling is easier since the operator does not have to adjust the blade height during travel.

Excellent Blade Visibility

Visibility to the blade is excellent in any position, allowing the blade to be positioned behind the operator and away from the front linkage for better access when back dragging and finishing in tight areas.

Angle Blade Option

Increase machine versatility with the Cat angle dozer blade. Built for strength and durability, the hydraulic angle blade features a hardened steel wear edge and good protection to cylinders and hydraulic lines. The angle blade can be positioned straight ahead or angled up to 25 degrees to the left or right. This reduces the number of times required to back up and reposition when backfilling so you can finish the job faster. All functions of the blade are controlled with one joystick using a proportional roller switch for the angle function.



Undercarriage

Stability and durability.

Rubber Track

The standard rubber track lets you work on multiple surfaces such as grass, pavement or stone without damaging the surface or machine.

Steel Track Option

Optional steel track is available for harsh conditions such as demolition. The extra weight of the steel tracks generally provides better stability when digging over the side of the machine. (Not available on the 304D CR.)


Rubber Pads

Optional rubber pads can be attached to the steel track to prevent damage to paved surfaces and minimize noise and vibration during travel with the steel track system. This option provides the maximum overall stability.



Serviceability

Simplified service and maintenance save you time and money.



Easy Service

Convenient service features make maintenance easy, reducing your downtime:

- Lifting side hood allows access to air filter, main implement valve, 1-way/2-way auxiliary flow selector, accumulator, fuel filter and hydraulic tank. This eliminates the need to lift the cab when maintaining and servicing the machine.
- Swing out rear door provides access to major components and service points including engine oil check and fill, vertically mounted engine oil filter, starter motor and alternator.
- Easy access to the radiator and oil cooler results in simplified cleaning and reduced maintenance times.
- S-O-SSM oil sampling valve allows easy sampling of the hydraulic fluid for preventative maintenance.
- 500 hour engine oil and filter change period reduces operating costs and machine downtime.

Customer Support

Support you can count on.

Superior Dealer Services

Your Cat dealer is ready to assist you with your purchase decision and everything after.

- Financing packages are flexible to meet your needs.
- Unmatched parts availability keeps you working.
- Make comparisons of machines, with estimates of component life, preventative maintenance and cost of production.
- Your Cat dealer can evaluate the cost to repair, rebuild and replace your machine.
- For more information on Cat products, dealer services and industry solutions, visit www.cat.com.



303.5D CR, 304D CR, 305D CR and 305.5D CR Specifications

Engine		
Engine Model		
303.5D CR	Mitsubishi S3Q2	
304D CR	Mitsubishi S3Q2-T	
305D CR	Mitsubishi S4Q2	
305.5D CR	Mitsubishi S4Q2-T	
Rated Net Power (ISO 9249)		
303.5D CR	22 kW	30 hp
304D CR	29 kW	39 hp
305D CR	31 kW	42 hp
305.5D CR	35 kW	47 hp
Gross Power		
303.5D CR	23.2 kW	31 hp
304D CR	30.2 kW	41 hp
305D CR	32.2 kW	43 hp
305.5D CR	36.2 kW	49 hp
Bore	88 mm	3.5 in
Stroke	103 mm	4.1 in
Displacement		
303.5D CR/ 304D CR	1.9 L	116 in ³
305D CR/ 305.5D CR	2.5 L	153 in ³

Weights*		
Operating Weight with Canopy		
303.5D CR	3540 kg	7,800 lb
304D CR	3855 kg	8,500 lb
305D CR	4995 kg	11,012 lb
305.5D CR	5305 kg	11,696 lb
Operating Weight with Cab		
303.5D CR	3700 kg	8,160 lb
304D CR	4015 kg	8,852 lb
305D CR	5155 kg	11,365 lb
305.5D CR	5465 kg	12,048 lb

* Weight includes rubber tracks, bucket, operator, full fuel and auxiliary lines.

Travel System			
Travel Speed – High			
303.5D CR/ 304D CR	4.7 km/h	2.9 mph	
305D CR/ 305.5D CR	4.6 km/h	2.8 mph	
Travel Speed – Low			
303.5D CR/ 304D CR/305D CR	2.7 km/h	1.7 mph	
305.5D CR	2.8 km/h	1.8 mph	
Maximum Traction Force – High Speed			
303.5D CR	17.0 kN	3,820 lb	
304D CR	16.8 kN	3,777 lb	
305D CR	24.0 kN	5,395 lb	
305.5D CR	26.8 kN	6,025 lb	
Maximum Traction Force – Low Speed			
303.5D CR	31.0 kN	6,970 lb	
304D CR	30.8 kN	6,924 lb	
305D CR	45.2 kN	10,161 lb	
305.5D CR	47.8 kN	10,745 lb	
Ground Pressure			
303.5D CR	30.4 kPa	4.4 psi	
304D CR	29.6 kPa	4.3 psi	
305D CR	28.5 kPa	4.1 psi	
305.5D CR	30.2 kPa	4.4 psi	

Service Refill Capacities		
Cooling System		
303.5D CR/ 304D CR	5.3 L	1.4 gal
305D CR/ 305.5D CR	10.7 L	2.8 gal
Engine Oil		
303.5D CR/ 304D CR	5.7 L	1.5 gal
305D CR/ 305.5D CR	8.2 L	2.2 gal
Fuel Tank		
303.5D CR	45 L	11.9 gal
304D CR	51 L	13.5 gal
305D CR/ 305.5D CR	70 L	18.5 gal
Hydraulic Tank		
303.5D CR/ 304D CR	33 L	8.7 gal
305D CR/ 305.5D CR	48 L	12.7 gal
Hydraulic System		
303.5D CR/ 304D CR	65 L	17.2 gal
305D CR/ 305.5D CR	78 L	20.6 gal

303.5D CR, 304D CR, 305D CR and 305.5D CR Specifications

Hydraulic System**

Pump Flow at 2,400 rpm		
303.5D CR/ 304D CR	88 L/min	23.2 gal/min
305D CR	120 L/min	31.7 gal/min
305.5D CR	130 L/min	34.3 gal/min
Operating Pressure – Equipment		
Operating Pressure	245 bar	3,553 psi
Operating Pressure – Travel		
Operating Pressure	245 bar	3,553 psi
Operating Pressure – Swing		
303.5D CR	172 bar	2,495 psi
304D CR	185 bar	2,683 psi
305D CR	185 bar	2,690 psi
305.5D CR	185 bar	2,695 psi
Auxiliary Circuit – Primary (186 bar/2,734 psi)		
303.5D CR/ 304D CR	60 L/min	15.9 gal/min
305D CR/ 305.5D CR	70 L/min	18.5 gal/min
Auxiliary Circuit – Secondary (174 bar/2,524 psi)		
303.5D CR/ 304D CR	27 L/min	7.2 gal/min
305D CR/ 305.5D CR	35 L/min	9.3 gal/min
Digging Force – Stick (standard)		
303.5D CR	18.9 kN	4,250 lb
304D CR	21.6 kN	4,860 lb
305D CR	24.7 kN	5,550 lb
305.5D CR	28.9 kN	6,500 lb
Digging Force – Stick (long)		
303.5D CR	16.9 kN	3,799 lb
304D CR	19.5 kN	4,385 lb
305D CR	21.3 kN	4,788 lb
305.5D CR	24.8 kN	5,575 lb
Digging Force – Bucket		
303.5D CR	33.0 kN	7,420 lb
304D CR	37.8 kN	8,500 lb
305D CR	44.7 kN	10,050 lb
305.5D CR	50.9 kN	11,445 lb

** Load sensing hydraulics with variable displacement piston pump.

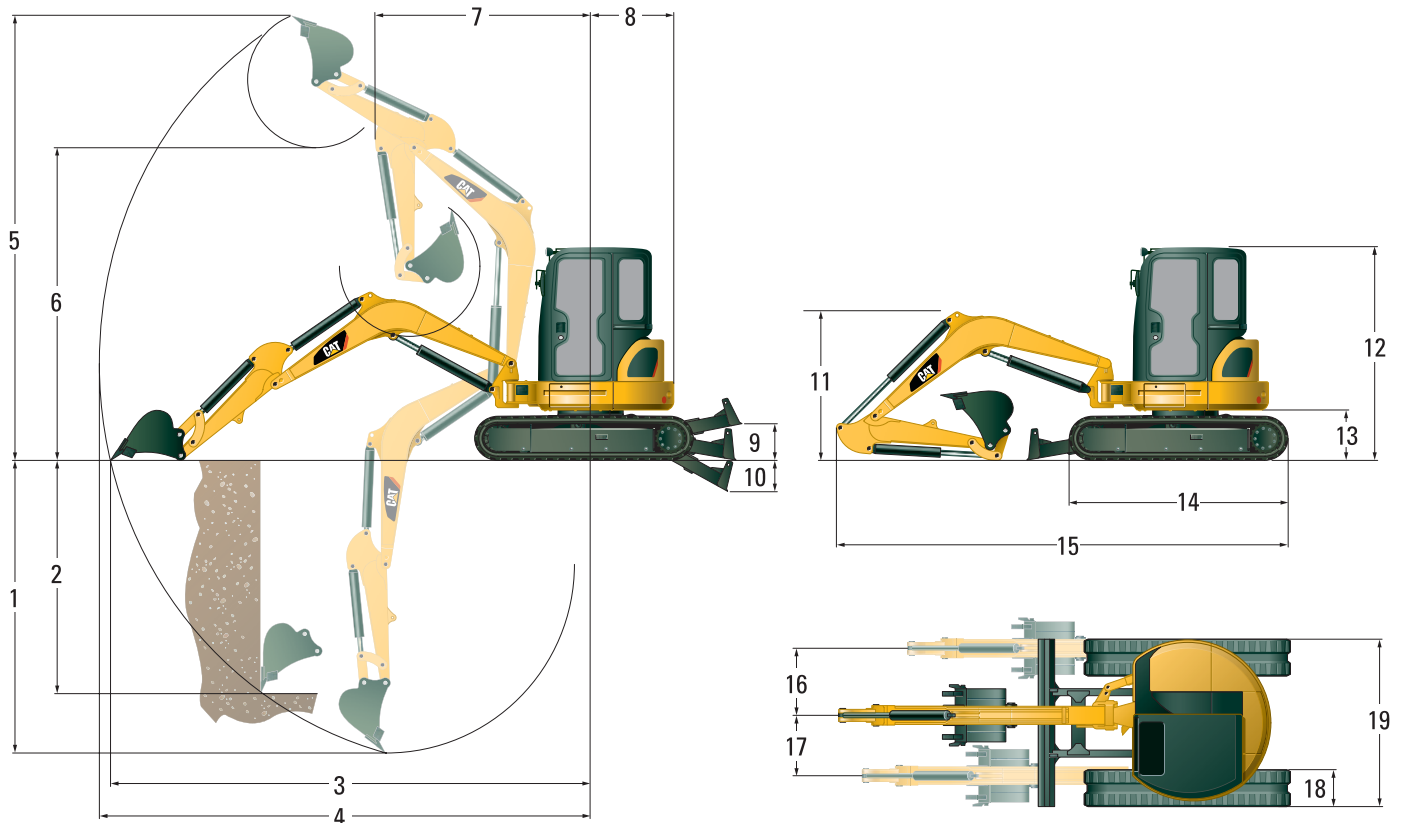
Swing System

Machine Swing Speed	9 rpm
Boom Swing – Left (without stop)	
303.5D CR/ 305D CR/ 305.5D CR	80°
304D CR	70°
Boom Swing – Left (with stop)	
303.5D CR/ 304D CR	55°
305D CR/ 305.5D CR	60°
Swing – Right	50°

Blade

Width		
303.5D CR	1780 mm	70.0 in
304D CR	1950 mm	76.8 in
305D CR/ 305.5D CR	1980 mm	78.0 in
Height		
303.5D CR/ 304D CR	325 mm	12.8 in
305D CR/ 305.5D CR	375 mm	14.8 in
Dig Depth		
303.5D CR/ 304D CR	470 mm	18.5 in
305D CR/ 305.5D CR	555 mm	21.9 in
Lift Height		
303.5D CR/ 304D CR	400 mm	15.8 in
305D CR/ 305.5D CR	405 mm	15.9 in

Dimensions – 303.5D CR



	Standard Stick		Long Stick	
1	2880 mm	9'6"	3180 mm	10'4"
2	2320 mm	7'8"	2470 mm	8'2"
3	5060 mm	16'8"	5320 mm	17'6"
4	5200 mm	17'1"	5440 mm	17'10"
5	4920 mm	16'2"	5030 mm	16'6"
6	3520 mm	11'6"	3640 mm	11'11"
7	2060 mm	6'9"	2180 mm	7'2"
8	890 mm	2'11"	890 mm	2'11"
9	400 mm	1'4"	400 mm	1'4"
10	470 mm	1'7"	470 mm	1'7"

	Standard Stick		Long Stick	
11	1420 mm	4'8"	1650 mm	5'4"
12	2500 mm	8'2"	2500 mm	8'2"
13	565 mm	1'10"	565 mm	1'10"
14	2220 mm	7'3"	2220 mm	7'3"
15	4730 mm	15'6"	4790 mm	15'9"
16	765 mm	2'6"	765 mm	2'6"
17	670 mm	2'2"	670 mm	2'2"
18	300 mm	1'0"	300 mm	1'0"
19	1780 mm	5'10"	1780 mm	5'10"

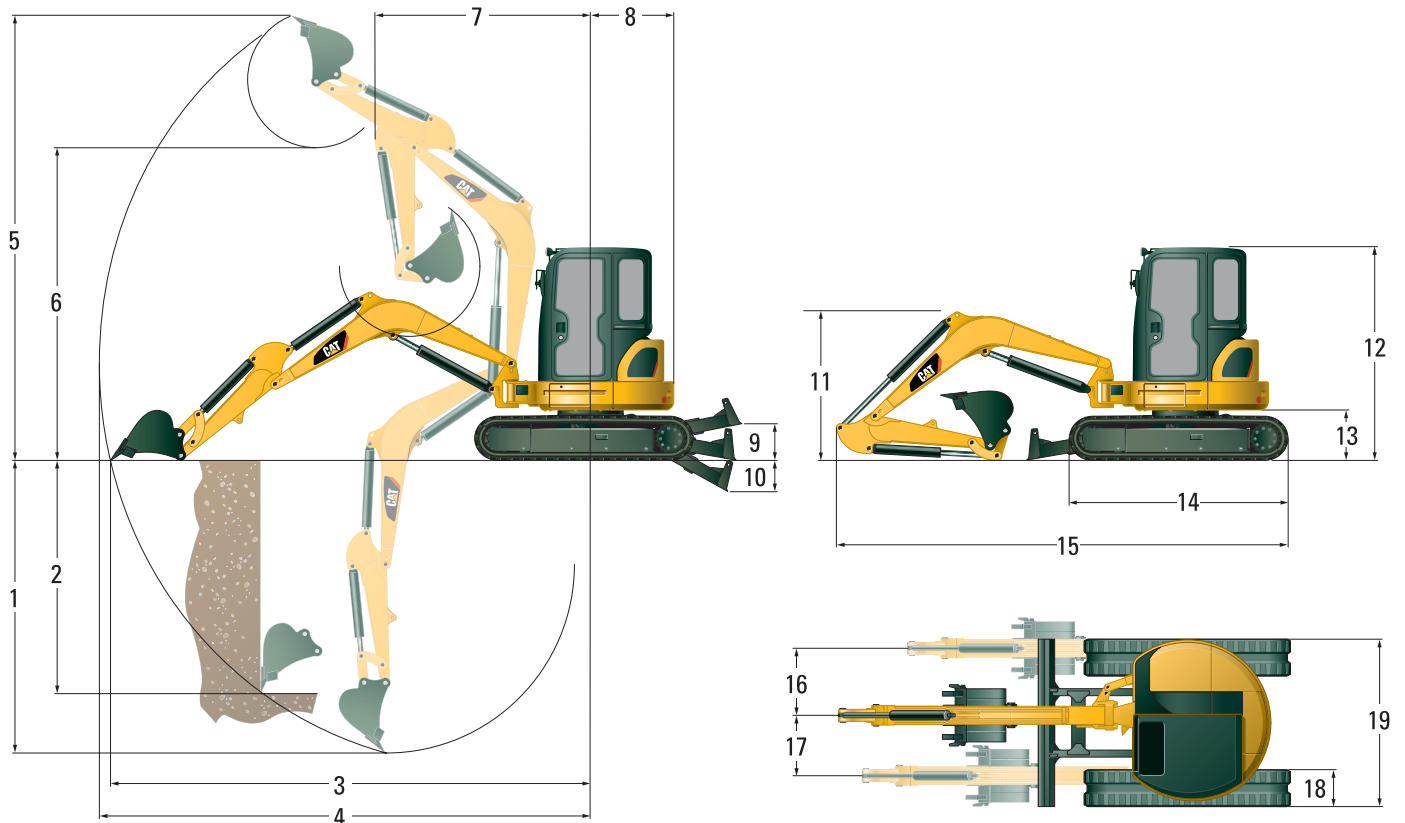
Lift Capacities at Ground Level*

Lift Point Radius		3000 mm (9'8")		4000 mm (13'1")	
		Front	Side	Front	Side
Blade Down	kg	1450	850	960	570
	lb	3,197	1,874	2,116	1,257
Blade Up	kg	870	790	580	530
	lb	1,918	1,742	1,279	1,168

* The above loads are in compliance with hydraulic excavator lift capacity rating standard ISO 10567:2007 and they do not exceed 87% of hydraulic lifting capacity or 75% of tipping capacity. The excavator bucket weight is not included on this chart. Lifting capacities are for standard stick.

303.5D CR, 304D CR, 305D CR and 305.5D CR Specifications

Dimensions – 304D CR



	Standard Stick		Long Stick	
1	3130 mm	10'3"	3430 mm	11'3"
2	2420 mm	8'0"	2560 mm	8'5"
3	5220 mm	17'1"	5470 mm	18'0"
4	5350 mm	17'7"	5590 mm	18'4"
5	4980 mm	16'5"	5070 mm	16'8"
6	3590 mm	11'9"	3690 mm	12'1"
7	2110 mm	6'11"	2220 mm	7'3"
8	975 mm	3'2"	975 mm	3'2"
9	400 mm	1'4"	400 mm	1'4"
10	470 mm	1'7"	470 mm	1'7"

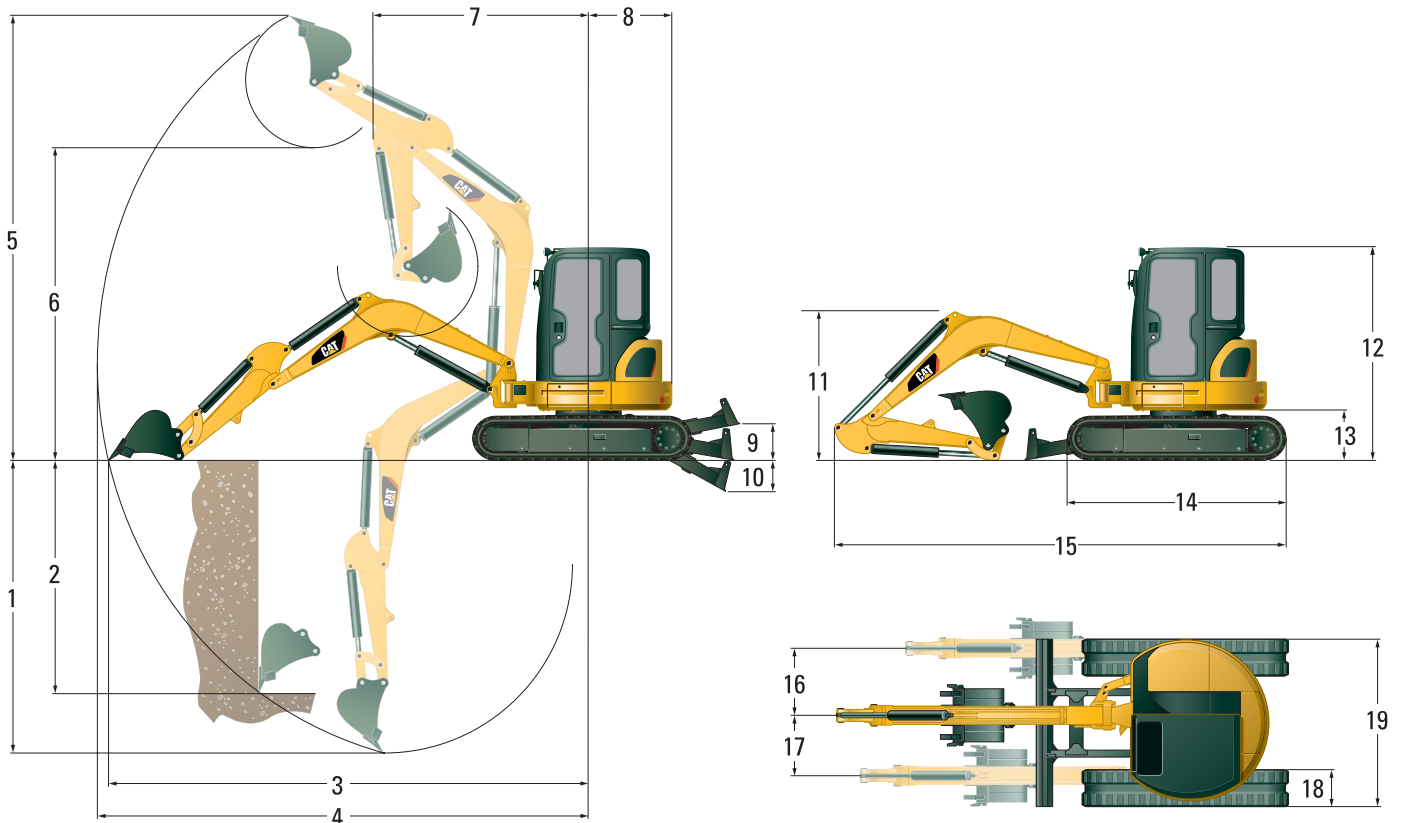
	Standard Stick		Long Stick	
11	1480 mm	4'10"	1770 mm	5'9"
12	2500 mm	8'2"	2500 mm	8'2"
13	565 mm	1'10"	565 mm	1'10"
14	2220 mm	7'3"	2220 mm	7'3"
15	4820 mm	15'10"	4930 mm	16'2"
16	735 mm	2'5"	735 mm	2'5"
17	670 mm	2'2"	670 mm	2'2"
18	350 mm	1'1"	350 mm	1'1"
19	1950 mm	6'5"	1950 mm	6'5"

Lift Capacities at Ground Level*

Lift Point Radius		3000 mm (9'8")		4000 mm (13'1")	
		Front	Side	Front	Side
Blade Down	kg	1680	1080	1120	720
	lb	3,704	2,381	2,469	1,587
Blade Up	kg	980	990	650	660
	lb	2,160	2,183	1,433	1,455

* The above loads are in compliance with hydraulic excavator lift capacity rating standard ISO 10567:2007 and they do not exceed 87% of hydraulic lifting capacity or 75% of tipping capacity. The excavator bucket weight is not included on this chart. Lifting capacities are for standard stick.

Dimensions – 305D CR



	Standard Stick		Long Stick	
1	3280 mm	10'9"	3670 mm	12'1"
2	2320 mm	7'7"	2630 mm	8'8"
3	5430 mm	17'10"	5810 mm	19'1"
4	5600 mm	18'5"	5960 mm	19'7"
5	5250 mm	17'3"	5440 mm	17'10"
6	3720 mm	12'2"	3920 mm	12'10"
7	2350 mm	7'8"	2530 mm	8'3"
8	1100 mm	3'7"	1100 mm	3'7"
9	405 mm	1'4"	405 mm	1'4"
10	555 mm	1'10"	555 mm	1'10"

	Standard Stick		Long Stick	
11	1750 mm	5'9"	2150 mm	7'0"
12	2550 mm	8'4"	2550 mm	8'4"
13	615 mm	2'0"	615 mm	2'0"
14	2580 mm	8'5"	2580 mm	8'5"
15	5180 mm	17'0"	5290 mm	17'4"
16	785 mm	2'7"	785 mm	2'7"
17	695 mm	2'3"	695 mm	2'3"
18	400 mm	1'4"	400 mm	1'4"
19	1980 mm	6'6"	1980 mm	6'6"

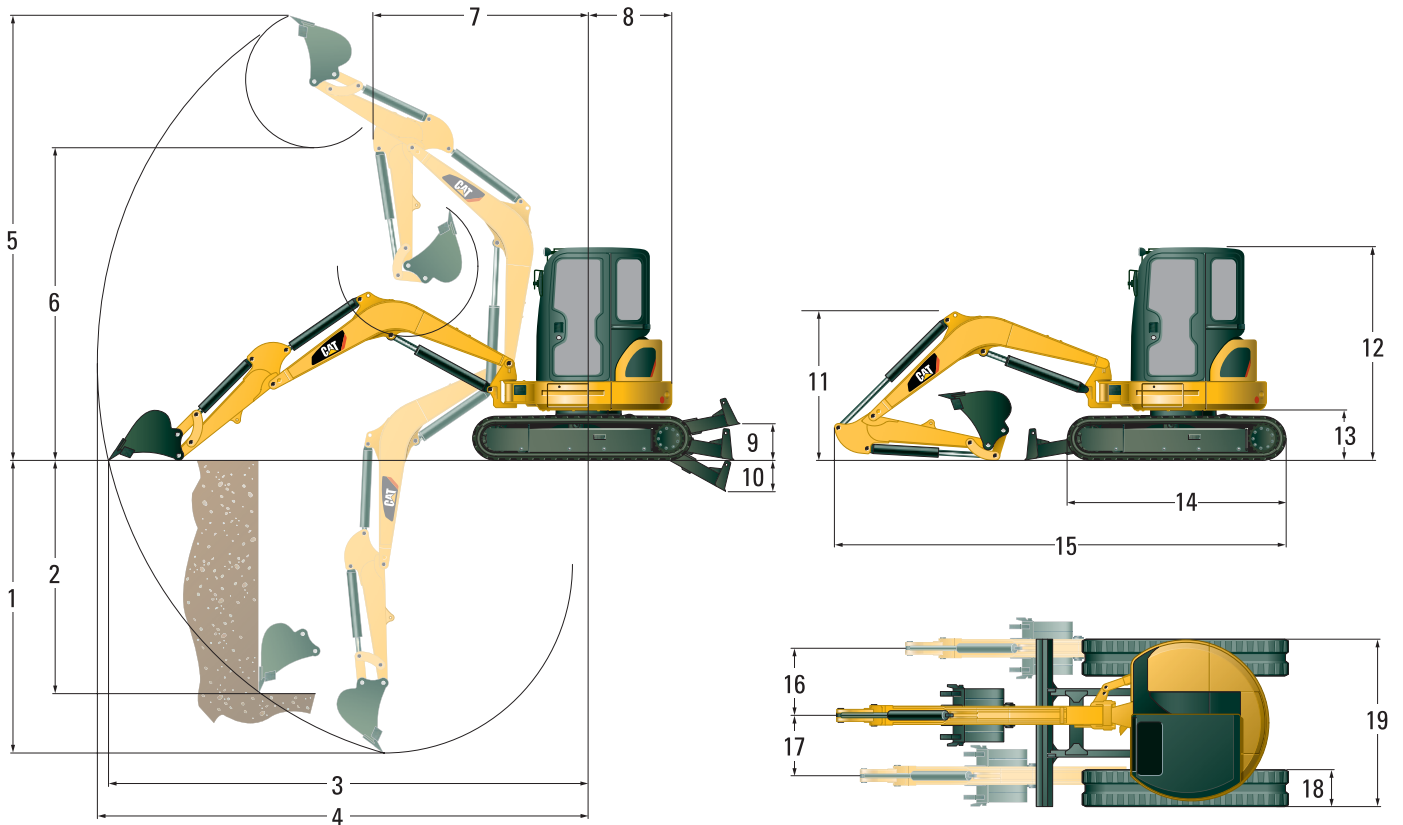
Lift Capacities at Ground Level*

Lift Point Radius		3000 mm (9'8")		4500 mm (14'9")	
		Front	Side	Front	Side
Blade Down	kg	2420	1340	1370	760
	lb	5,335	2,954	3,020	1,675
Blade Up	kg	1580	1200	880	690
	lb	3,483	2,645	1,940	1,521

* The above loads are in compliance with hydraulic excavator lift capacity rating standard ISO 10567:2007 and they do not exceed 87% of hydraulic lifting capacity or 75% of tipping capacity. The excavator bucket weight is not included on this chart. Lifting capacities are for standard stick.

303.5D CR, 304D CR, 305D CR and 305.5D CR Specifications

Dimensions – 305.5D CR



	Standard Stick		Long Stick	
1	3470 mm	11'4"	3870 mm	12'8"
2	2330 mm	7'8"	2730 mm	9'0"
3	5630 mm	18'6"	6020 mm	19'9"
4	5790 mm	19'0"	6170 mm	20'3"
5	5330 mm	17'6"	5590 mm	18'4"
6	3820 mm	12'7"	4080 mm	13'4"
7	2400 mm	7'10"	2530 mm	8'3"
8	1130 mm	3'8"	1130 mm	3'8"
9	405 mm	1'4"	405 mm	1'4"
10	555 mm	1'10"	555 mm	1'10"

	Standard Stick		Long Stick	
11	1740 mm	5'8"	2150 mm	6'11"
12	2550 mm	8'4"	2550 mm	8'4"
13	615 mm	2'0"	615 mm	2'0"
14	2580 mm	8'6"	2580 mm	8'6"
15	5330 mm	17'6"	5460 mm	17'10"
16	785 mm	2'7"	785 mm	2'7"
17	695 mm	2'3"	695 mm	2'3"
18	400 mm	1'4"	400 mm	1'4"
19	1980 mm	6'6"	1980 mm	6'6"

Lift Capacities at Ground Level*

Lift Point Radius		3000 mm (9'8")		4500 mm (14'9")	
		Front	Side	Front	Side
Blade Down	kg	2590	1330	1380	720
	lb	5,710	2,932	3,024	1,587
Blade Up	kg	1580	1190	830	640
	lb	3,483	2,624	1,830	1,410

* The above loads are in compliance with hydraulic excavator lift capacity rating standard ISO 10567:2007 and they do not exceed 87% of hydraulic lifting capacity or 75% of tipping capacity. The excavator bucket weight is not included on this chart. Lifting capacities are for standard stick.

303.5D CR, 304D CR, 305.5D CR, 305D CR Standard Equipment

Standard equipment may vary. Consult your Cat dealer for details.

1-way and 2-way (combined function) auxiliary hydraulic lines	Cup holder	Lockable storage box
Adjustable wrist rests	Control pattern changer (not available in Europe)	Low maintenance linkage pin joints
Alternator	Dozer blade with float function	Maintenance free battery
Automatic engine idle	Floor mat	Rubber track
Automatic swing park brake	Foot travel pedals	Seatbelt, 76 mm (3 in) wide, retractable (optional in Europe)
Automatic two speed travel	Gauges or indicators for fuel level engine coolant temperature, hour meter, engine oil pressure, air cleaner, alternator and glow plugs, service interval	Standard stick
Auxiliary line quick disconnects	Horn	Suspension seat, vinyl covered
Boom cylinder guard	Hydraulic oil cooler	“Thumb ready” stick (standard equipment in all regions except Europe)
Cab mounted work light	Lifting eye on bucket linkage (optional in Europe)	Travel alarm (optional in Europe)
Canopy with FOPS ISO 10262 (Level 1) and Tip-Over Protection (TOPS) ISO 12117		
Coat hook		

303.5D CR, 304D CR, 305.5D CR, 305D CR Optional Equipment

Optional equipment may vary. Consult your Cat dealer for details.

Air conditioning	Ecology drain valve for hydraulic tank	Long stick
Angle dozer blade with float function	Ecology drain valve for engine oil	Mechanical quick coupler
Beacon socket for canopy machines	Fan and sun blind installation	Mirrors for cab and canopy
Boom check valve (Europe only)	Front screen guard for cab and canopy	Secondary auxiliary hydraulic lines
Boom mounted light	High back suspension seat, fabric covered	Steel track and steel track with rubber pads (not available on the 304D CR)
Cab, radio ready with FOPS ISO 10262 (Level 1), Tip-Over Protection (TOPS) ISO 12117, heater/defroster, interior light and windshield wiper/washer	Hydraulic quick coupler lines	

303.5D CR, 304D CR, 305D CR and 305.5D CR Mini Hydraulic Excavators

For more complete information on Cat products, dealer services, and industry solutions, visit us on the web at www.cat.com

© 2010 Caterpillar Inc.
All rights reserved

Materials and specifications are subject to change without notice. Featured machines in photos may include additional equipment. See your Cat dealer for available options.

CAT, CATERPILLAR, SAFETY.CAT.COM, their respective logos, "Caterpillar Yellow" and the "Power Edge" trade dress, as well as corporate and product identity used herein, are trademarks of Caterpillar and may not be used without permission.

AEHQ6136 (09-2010)

